

# anko

## Bluetooth peaker


Model: 43007714/20YX02Red  
43007721/20YX02Blue  
43007738/20YX02Blush

---


### PRODUCT GUIDE

#### What's in box


Bluetooth speaker x1




1.0m Audio cable x1



30cm USB charging cable x1



Manual x1


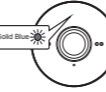


#### Warning


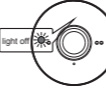
1. Working temperature: 0 - 45°C.
2. Battery cannot be subjected to high or low extreme temperatures, low air pressure at high altitude during use, storage or transportation.
3. Replacement of a battery with an incorrect type that can result in an explosion or the leakage of flammable liquid or gas.
4. Disposal of a battery into fire or a hot oven, or mechanically crushing or cutting of a battery, that can result in an explosion.
5. Leaving a battery in an extremely high temperature surrounding environment that can result in an explosion or the leakage of flammable liquid or gas.
6. A battery subjected to extremely low air pressure that may result in an explosion or the leakage of flammable liquid or gas.

#### Power on/off

**Power on:** press and hold for 3s until you hear the 'power on' prompt voice.


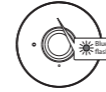





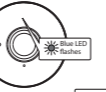
**Power off:** press and hold for 5s until you hear the 'power off' prompt voice. In pairing mode but not connected beyond 5 mins, the speaker will power off automatically.

#### Bluetooth pairing

Press and hold for 3s until "power on" tone is heard and then Blue LED will flashes, which means speaker is in pairing mode. Make sure Bluetooth on your audio device is available. Pairing name "anko BT speaker" will appear on the list, and then click it to connect. When pairing success, you will hear "Connected" prompt tone. The Blue LED will flashes every 5 seconds.

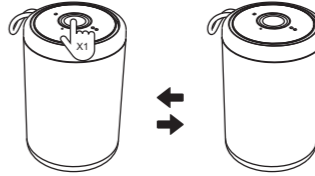



Bluetooth speaker will automatically search and reconnect to the last paired bluetooth device. When success, there is "connected" voice reminding.


#### TWS Function

Speaker support TWS function. Power on two speakers, when speakers are in pairing mode, single click any one of the two speakers, then there is "Du" voice reminding, that means two speakers already connected each other. Blue LED of master speaker goes on. When power on the two speakers next time, they can automatically reconnect.




#### Play music

Press and hold to adjust previous/ next song.




Previous song    Next song


Play/pause music :Single click



Volume+ &-: Single click



Volume -    Volume +



## P1

## P2

## P3

## P4


## P5

## P6

## P7


#### Phone call

Answer & hang up :




Single click

Reject a call



Press and Hold for 1 second

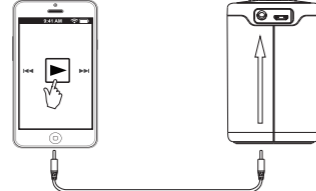
Volume+ &-: Single click



Volume -    Volume +

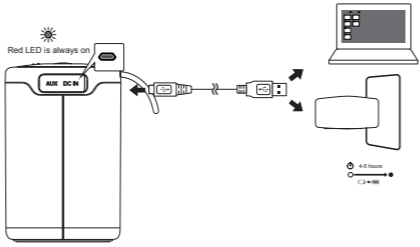
#### Wired connection

If there is no Bluetooth devices available or you simply prefer a wired connection, you can connect Bluetooth speaker directly to your audio device by using audio cable.



#### Charging

Speaker comes with a lithium-ion battery. For best result, fully charge speaker before use. When charge, plug the micro USB cable into speaker and plug the standard USB connector into power source. During charging, the Red LED is always on. When fully charged, light off.



#### Trouble Shooting and Common Situations

**Speaker cannot power on**  
Battery drain, please charge the device for 30 minutes, and then powering on.

**Smart phone cannot search Bluetooth Speaker**

1. Make sure the Speaker is in pairing mode ( Blue LED flashing alternately)
2. Delete pairing list in smart phone and searching Speaker again.
3. If it still cannot be found, please restart smart phone and Speaker again.

**Speaker will be disconnected from time to time**

1. The battery drain.
2. The Speaker is beyond the communication range(10m).

**No sound on talking mode**

1. Confirmed the Speaker connected to earpiece mode on talking.
2. Try to volume up Speaker or smart phone.

**No sound with music playing**

1. Try to volume up Speaker or smart phone.
2. Speaker disconnected with smart phone , please reconnected again.

**Cannot charger for Speaker**

1. The charger cable connected not well.
2. Charger line was damaged.

#### Warranty

Thank you for your purchase from Kmart.

Kmart Australia Ltd warrants your new product to be free from defects in materials and workmanship for the period stated above, from the date of purchase, provided that the product is used in accordance with the accompanying recommendations or instructions where provided. This warranty is in addition to your rights under the Australian Consumer Law.

Kmart will provide you with your choice of a refund, repair or exchange (where possible) for this product if it becomes defective within the warranty period. Kmart will bear the reasonable expense of claiming the warranty. This warranty will no longer apply where the defect is a result of alteration, accident, misuse, abuse or neglect.

Please retain your receipt as proof of purchase and contact our Customer Service Centre on **1800 124 125 (Australia)** or **0800 945 995 (New Zealand)** or alternatively, via Customer Help at [Kmart.com.au](http://Kmart.com.au) for any difficulties with your product. Warranty claims and claims for expense incurred in returning this product can be addressed to our Customer Service Centre at 690 Springvale Rd, Mulgrave VIC 3170.

Our goods come with guarantees that cannot be excluded under the Australian Consumer Law. You are entitled to a replacement or refund for a major failure and compensation for any other reasonably foreseeable loss and damage. You are also entitled to have the goods repaired or replaced if the goods fail to be of acceptable quality and the failure does not amount to a major failure.

For New Zealand customers, this warranty is in addition to statutory rights observed under New Zealand legislation.

## P8

## P9

## P10

## P11

## P12

## P13

## P14