








RMS International (USA) Inc.		SUPPLIER: Ningbo Bright Future	PACKAGING TYPE: REF NO. US33-1922/Kmart	Unicorn IM	DATE:	FILE TYPE: Al. CS6	V1.0
DIMENSIONS: A5		UPC:	TRACKING:	COLOR: 1 COLOR PRINTING			
MATERIAL: Plain Paper			FINISH:				
DESIGNER: Katherine Richards		EMAIL: katie.richards@rmsint.com	FOIL: XXXX	FOIL LAYER NAME: XXXXXXXXXXXXXXXX			
							<p>PLEASE FOLLOW SPECS LISTED ABOVE</p> <p>PREPRESS PRODUCTION NOTE: TRAPPING AND OVERPRINTING MUST BE APPLIED BEFORE THIS ELECTRONIC FILE IS OUTPUT FOR FILM</p> <p>BARCODES - IMPORTANT! PRINTER CAUTION! PHYSICALLY SCAN AND CONFIRM ALL BAR CODES ARE CORRECT AND SCANNABLE BEFORE FILMS AND MASS PRINTING. DO NOT SIMPLY READ THE NUMBER AND ASSUME IT IS CORRECT, IF YOU ARE UNSURE, PLEASE STOP AND CONTACT RMS INTERNATIONAL USA.</p>
DESIGNER	PROOF READER	SM	PD MANAGER <small>NEW PRESENTATIONS SPECIALIST ACCOUNTS ONLY.</small>	COMP.	ACCOUNT SPECIALIST <small>ORDERS ONLY.</small>	CEO	<p>THIS ARTWORK HAS BEEN PROOF READ TO ENSURE IT MEETS QUALITY STANDARDS OF RMS INTERNATIONAL (USA) INC.</p> <p>rms international <small>UNITED STATES</small></p>



MAKE YOUR OWN

3+
Years

UNICORN TERRARIUM

INSTRUCTIONS:

1. Open your bags of sand and pour them in your terrarium. You can layer them and use a toothpick from home to make patterns in the sand if you wish.
2. Gently place the gravel on top of the sand.
3. Place the plastic plants and unicorn in your terrarium.
4. Decorate the outside of your terrarium with your cute unicorn stickers.
5. Display your magical terrarium someplace special!



⚠ WARNING:
CHOKING HAZARD - Small parts.
Not for children under 3 yrs.