








<p style="text-align: center;">anko</p> <p style="text-align: center;">SELFIE RING LIGHT HEART</p> <p style="text-align: center;">User Manual</p> <p style="text-align: center;">43023387</p> 	<p>*Please read all the information carefully before you use the product and keep the manual for future reference.</p> <p>Safety instructions:</p> <p>Please read all safety instruction warnings carefully before using this product. Improper use of this product may result in damage to this or attached products. To ensure the production works well, please never use this in the following conditions:</p> <ol style="list-style-type: none"> 1. Moist or underwater conditions. 2. Conditions near heater or high temperature service. 3. Conditions with direct and strong sunshine. 4. Do not use chemical solvent on cleaning this product. 	<p>1.Function</p>  <ul style="list-style-type: none"> •The LED ring light have 3 light modes (White, Natural, Warm), •10 adjustable brightness •Connect the USB cable to a USB wall charger rated DC 5V 2A or above •Turn on the LED light by press the on/off button. •Select the desired color and brightness
--	---	---

<p>3. Installation Description:</p> <p>Step 1</p>  <p>Insert the hot shoe ball head with the ring light through the hot shoe card slot, tightened screw cap after the connection;</p> <p>Step 2</p>  <p>Connect the hot shoe ball head to the mobile phone clip,and done</p>	<p>Step 3</p>  <p>Connect the mobile phone clip to the Ring light</p> <p>Step 4</p>  <p>Put the phone in the phone clip in vertical or horizontal position phone clip.</p>	<p>2. Packing Accessories:</p> <ol style="list-style-type: none"> 1. Heart Shape Ring Light 2. Universal Phone Clip 3. 19cm Desktop Tripod 4. User Manual  <p>3.Specifications</p> <ul style="list-style-type: none"> • 8 inch LED ring light • Input Voltage: 5V • Input Current: 1200mA
---	--	---