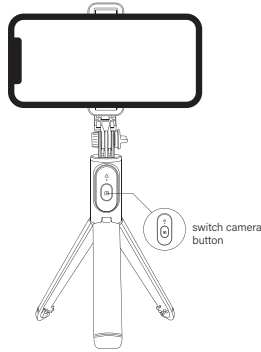


anko

Instruction manual
Keycode: 43023493
Selfie Stick Tripod



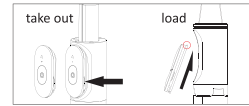
Compatible
 ios Android

How to use

1. Turn on: Long press the camera button for 3 seconds to turn on.
2. Bluetooth pairing: the indicator light flashes for 4 seconds to enter the pairing state, the yellow indicator light of the pairing state flashes, use the mobile phone to search for "Selfie" to match, and the yellow indicator light will go out after the pairing is successful.
3. Take a photo: When the Selfie is connected to the mobile phone, short press the camera button and the yellow light flashes.
4. No pairing: After booting, in the state of no pairing connection, it will automatically shut down after 5 minutes of no operation.
5. Pairing: After turning on the phone, when the Selfie is connected to the phone, it will enter the dormant state if there is no operation for 10 minutes, and it will automatically shut down after another 10 minutes.
6. Power off: In power on and sleep mode, press and hold the camera button for 3 seconds to power off, the indicator light flashes and goes out.

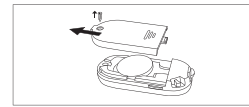
Unload and load the remote control

Unloading and loading.



How to replace the battery

Unscrew first then remote control cover can be slid out.

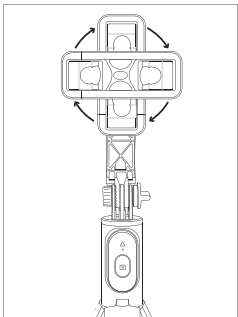


WARNING: Button cell Batteries are Hazardous (toxic or used). Keep away from Children. Button Cell Batteries can cause severe or fatal injuries in 2 hours or less if they are swallowed or placed inside any part of the body. If you suspect your child has swallowed or inserted a button cell battery, call the 24-hour poisons information centre in Australia on 131126 or in New Zealand 0800 764 786 or contact your country's emergency dept.

正面

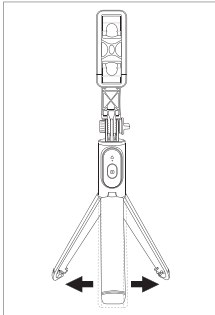
360° rotary clip

Free to flip take pictures from multiple angles, take photos more freely.



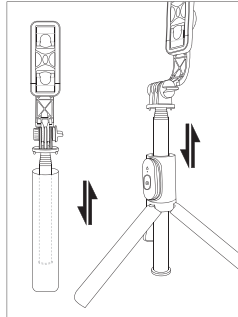
How to open a tripod

Open it in the position of the handle and it will become tripod mode. Place on flat surface and do not use during strong wind condition.



Tripod mode

When changing the selfie stick to tripod mode, pull out the last section of the stick and adjust until the tripod is stable.



Specifications

- .Material: Stainless Steel
- .Total Length: 950mm
- .Collapsed Length: 190mm
- .Battery: CR1632 (can change)



REMINDE

Selfie stick compatible with Android 4.2.2 and iPhone ios 5.0 and above (Android devices: If you change your "Volume key function", be sure to change it into default, or "take a picture" to let the selfie stick normal work).

Thank you for your support.

反面