

2.4G RC STUNT CAR

INSTRUCTIONS

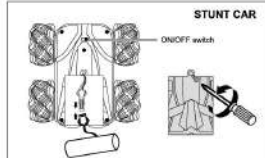
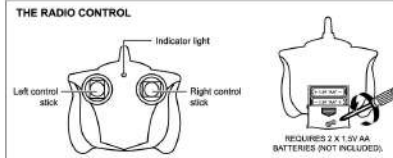
5+ YEARS



Battery installation:

1. Unscrew to open the battery compartment.
2. Insert batteries into the correct + and - polarities.
3. Close the cover.

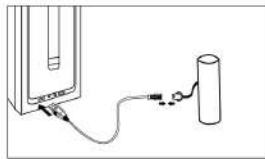
1. Unscrew to open the vehicle battery compartment.
2. Connect the rechargeable battery pack with connector. (The battery connector will only fit in one way. Do not force the connectors together.)
3. Close the cover.



Lithium battery charge instructions:

Attention: Do not charge battery immediately after each play, let the battery cool down for a while.

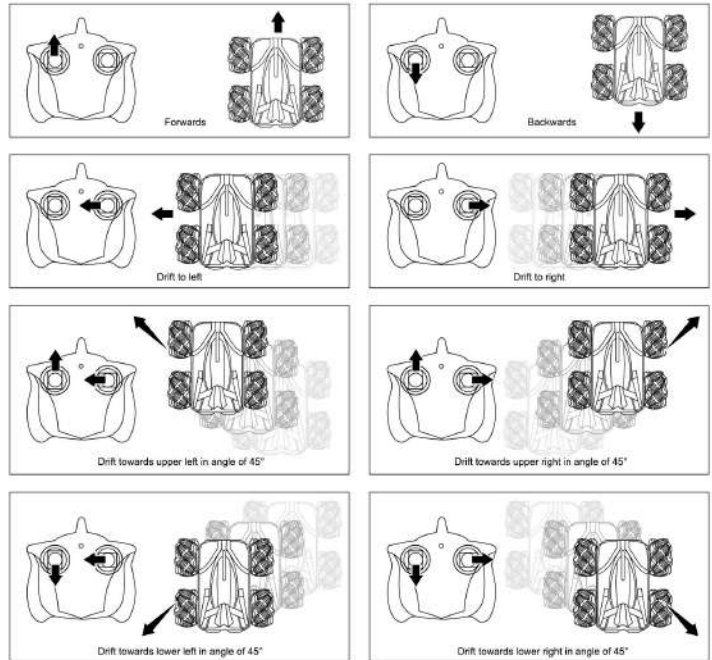
1. Turn off vehicle and unscrew to open the battery compartment.
2. Separate the rechargeable battery pack from connector.
3. Connect the USB charging cable with rechargeable battery first. (The battery connector will only fit in one way, do not force the connectors together), then plug the USB charging cable into a USB port. The LED light on the USB charging cable will light up when charging.
4. The LED light extinguishes after it has finished charging. Disconnect the USB charging cable from the USB port and then disconnect the rechargeable battery with USB charging cable.



How to use simultaneously:

1. Turn on the vehicle, then turn on the transmitter.
2. When the vehicle is functioning, that means they are matched.
3. If you have more than two vehicles, please pair one by one. When the second vehicle is pairing, please always keep the first vehicle and transmitter on.
4. Please turn off both the vehicle and transmitter and re-start all pairing processes if you are changing to play with another 2.4GHz transmitter.

How to play:



How to flip over:

Push up or pull down the left control stick, when the vehicle hits an obstacle at high speed, the vehicle will flip over. Push the left control stick up, when the vehicle runs in high speed, then quickly pull the left control stick down for the vehicle to flip over.

WARNING: THIS TOY PRODUCES FLASHES THAT MAY TRIGGER EPILEPSY IN SENSITIVE INDIVIDUALS.

WARNING: CHOKING HAZARD - SMALL PARTS. NOT SUITABLE FOR CHILDREN UNDER 3 YRS.

2.4GHz



KEYCODE: 43030064

WARNING: BATTERIES ARE TO BE INSERTED WITH THE CORRECT POLARITY (+ AND -). DO NOT MIX DIFFERENT TYPES OF BATTERIES OR NEW AND USED BATTERIES. NON-RECHARGEABLE BATTERIES ARE NOT TO BE RECHARGED. RECHARGEABLE BATTERIES ARE ONLY TO BE CHARGED UNDER ADULT SUPERVISION. THE SUPPLY TERMINALS ARE NOT TO BE SHORT-CIRCUITED. REMOVE BATTERIES FROM THE TOY WHEN NOT IN USE FOR EXTENDED TIME OR WHEN BATTERIES BECOME EXHAUSTED. BATTERY INSTALLATION BY AN ADULT IS REQUIRED. DISPOSE OF BATTERIES RESPONSIBLY. DO NOT DISPOSE OF IN FIRE.

PERFORMANCE TIPS: DO NOT DRIVE THE VEHICLE THROUGH WATER. DO NOT DRIVE THE VEHICLE INTO ANY HARD OBJECT. PRODUCT MAY VARY FROM THE IMAGE SHOWN. PLEASE KEEP PACKAGING FOR FUTURE REFERENCE. READ THE INSTRUCTIONS BEFORE OPERATING THE PRODUCT.