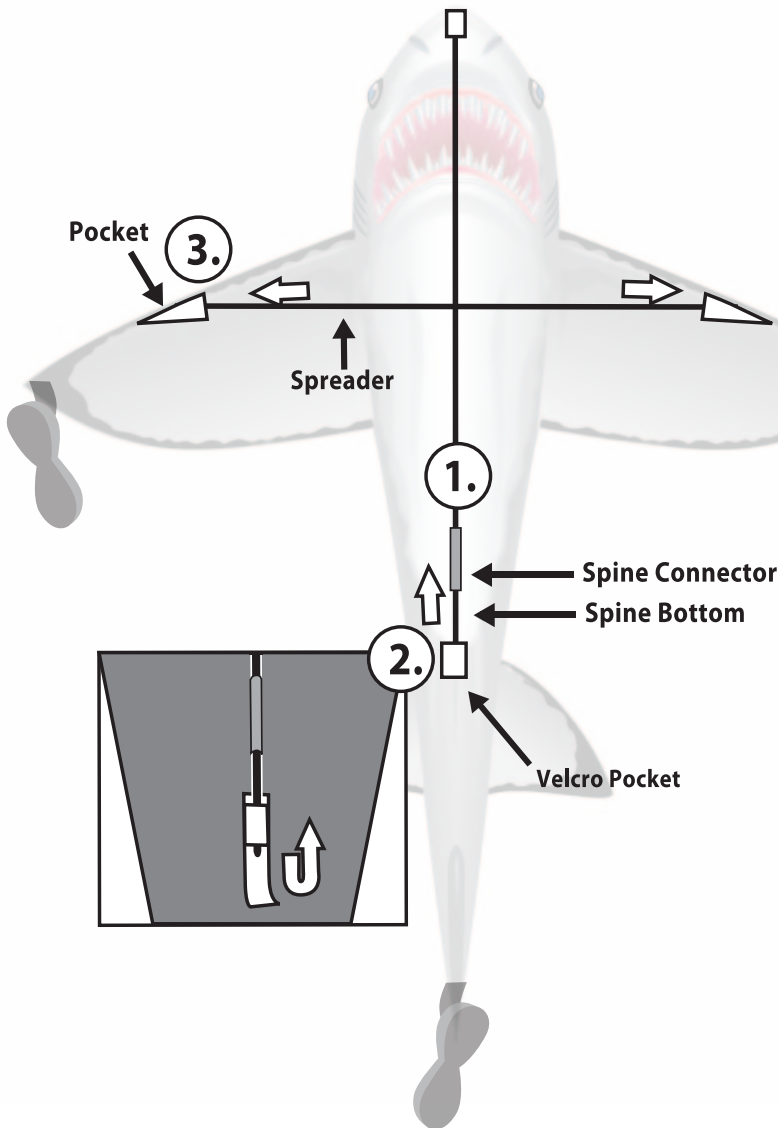


Backside of kite

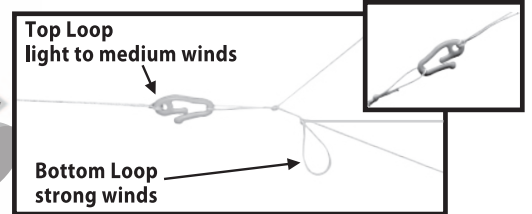


1. Connect spine bottom into spine connector.

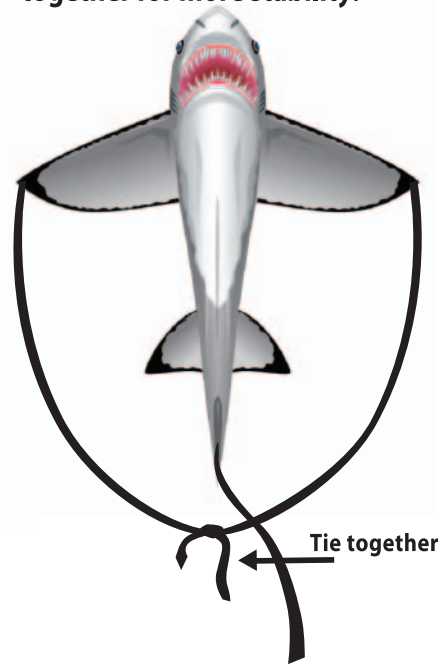
2. Pull down and fold over to secure velcro pocket.

3. Insert spreader into pocket.

4. Attach the QuikClip® to the bridle on the front of kite.



5. In stronger winds, tie SkyTails® together for more stability.



LAUNCHING - ASSISTED LAUNCH

- The kite requires a minimum wind of 8 mph / 11.3 kph. Let out approximately 75 feet / 22.9 m of line and have an assistant hold the kite.
- With your back to the wind, release the kite and take a few steps backwards, the kite will rise into the air. Tug line to gain altitude, let out line to gain distance.
- For storage, reverse assembly steps and place into package. Store your kite in a cool dry place. Excessive heat and/or sunlight can damage the package and kite.

KITE SAFETY

WARNING! Do not fly near overhead power lines.

WARNING! Do not use near overhead power lines or during thunderstorms.

WARNING! Not suitable for children under 3 years due to small parts.

WARNING! Not suitable for children under 3 years due to long cord.

Please remove all packaging material before giving the toy to child.

Keep important information for future reference.

Never fly near an airport.

Never fly over people.

Never fly in thunderstorms.

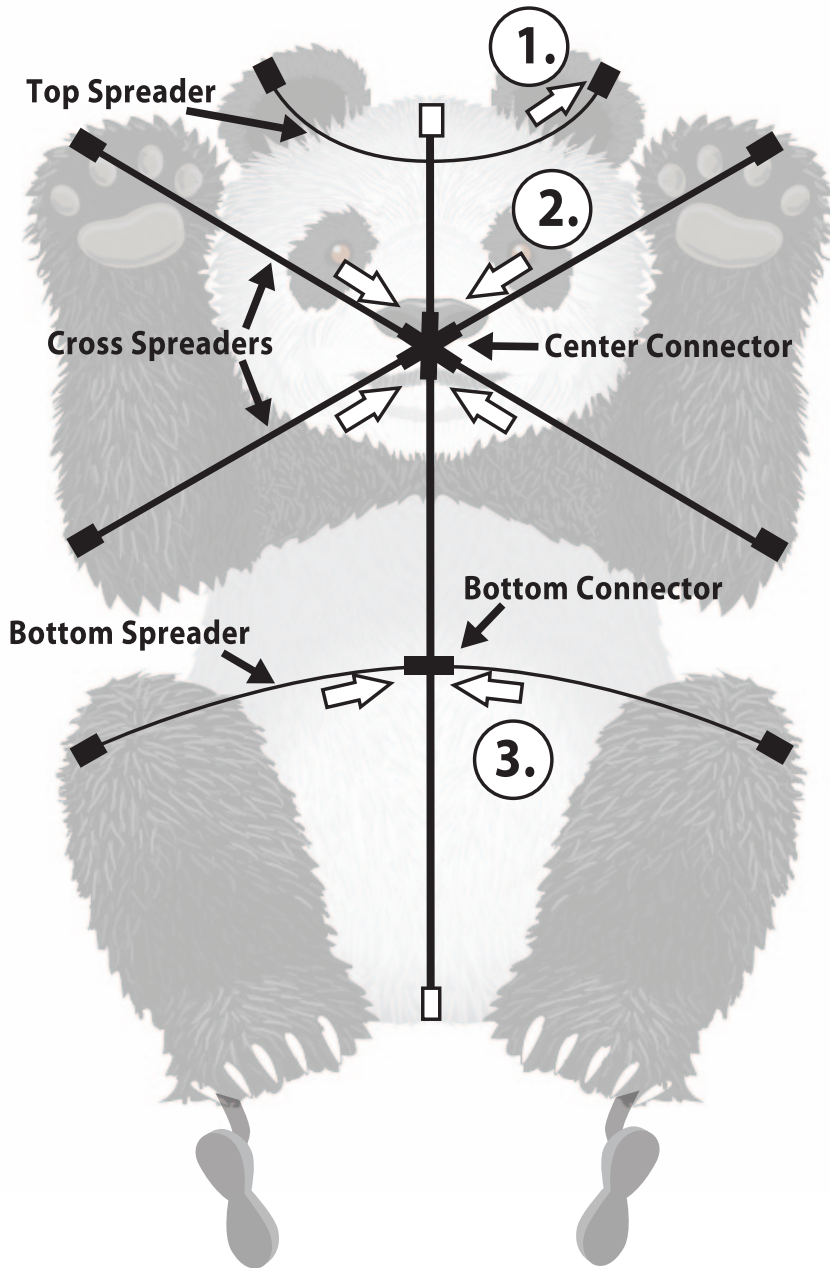
Never fly near busy streets.

Never fly near overhead power lines.

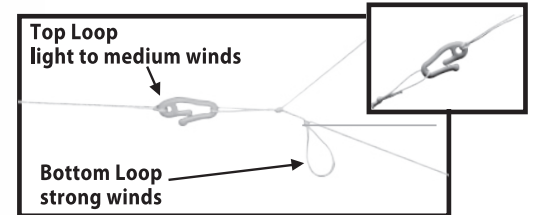
Never try to retrieve your kite from power lines.

Call your local power company for assistance.

Backside of kite



1. Insert top spreader into right pocket.
2. Insert cross spreaders to center connector.
3. Insert bottom spreaders to bottom connector.
4. Attach the QuikClip® to the bridle on the front of kite.



5. In stronger winds, tie SkyTails® together for more stability.



LAUNCHING - ASSISTED LAUNCH

- The kite requires a minimum wind of 8 mph / 11.3 kph. Let out approximately 75 feet / 22.9 m of line and have an assistant hold the kite.
- With your back to the wind, release the kite and take a few steps backwards, the kite will rise into the air. Tug line to gain altitude, let out line to gain distance.
- For storage, reverse assembly steps and place into package. Store your kite in a cool dry place. Excessive heat and/or sunlight can damage the package and kite.

KITE SAFETY

WARNING! Do not fly near overhead power lines.
WARNING! Do not use near overhead power lines or during thunderstorms.

WARNING! Not suitable for children under 3 years due to small parts.
WARNING! Not suitable for children under 3 years due to long cord.
 Please remove all packaging material before giving the toy to child.
 Keep important information for future reference.

Never fly near an airport.

Never fly over people.

Never fly in thunderstorms.

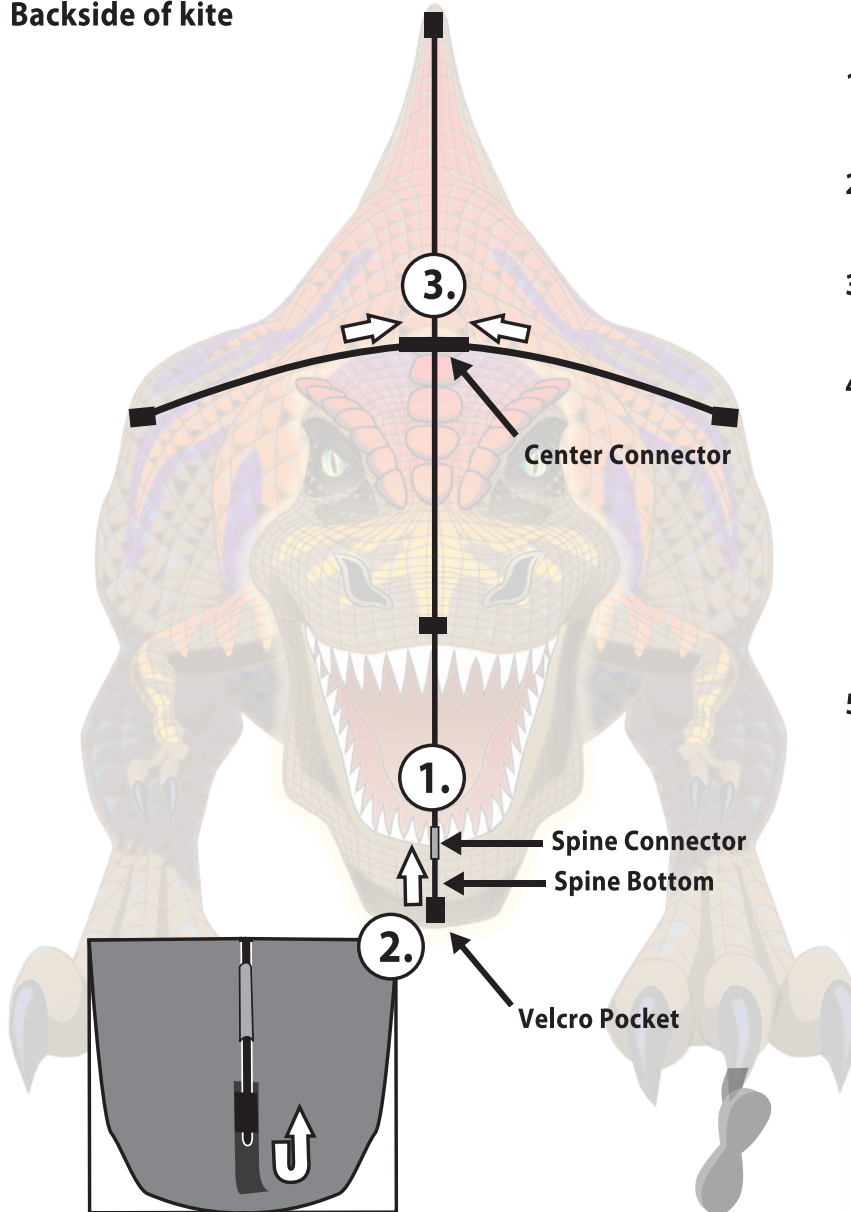
Never fly near busy streets.

Never fly near overhead power lines.

Never try to retrieve your kite from power lines.

Call your local power company for assistance.

Backside of kite

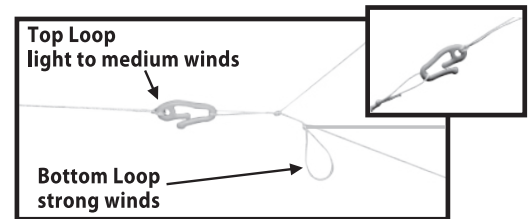


1. Connect spine bottom into spine connector.

2. Pull down and fold over to secure velcro pocket.

3. Insert spreaders into center connector.

4. Attach the QuikClip® to the bridle on the front of kite.



5. In stronger winds, tie SkyTails® together for more stability.



LAUNCHING - ASSISTED LAUNCH

- The kite requires a minimum wind of 8 mph / 11.3 kph. Let out approximately 75 feet / 22.9 m of line and have an assistant hold the kite.
- With your back to the wind, release the kite and take a few steps backwards, the kite will rise into the air. Tug line to gain altitude, let out line to gain distance.
- For storage, reverse assembly steps and place into package. Store your kite in a cool dry place. Excessive heat and/or sunlight can damage the package and kite.

KITE SAFETY

WARNING! Do not fly near overhead power lines.

WARNING! Do not use near overhead power lines or during thunderstorms.

WARNING! Not suitable for children under 3 years due to small parts.

WARNING! Not suitable for children under 3 years due to long cord.

Please remove all packaging material before giving the toy to child.

Keep important information for future reference.

Never fly near an airport.

Never fly over people.

Never fly in thunderstorms.

Never fly near busy streets.

Never fly near overhead power lines.

Never try to retrieve your kite from power lines.

Call your local power company for assistance.