

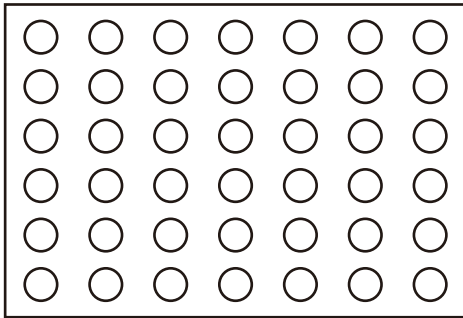
# JUMBO LINE UP FOUR

Keycode: 43032679


## WARNING

- CHOKING HAZARD, small parts. Not suitable for children under three years.
- Adult Assembly Required.

## Part List



Game frame  
A x 1pc



Frame leg  
B x 2pcs



Crossbar  
C x 1pc



Black chip  
D x 21pcs



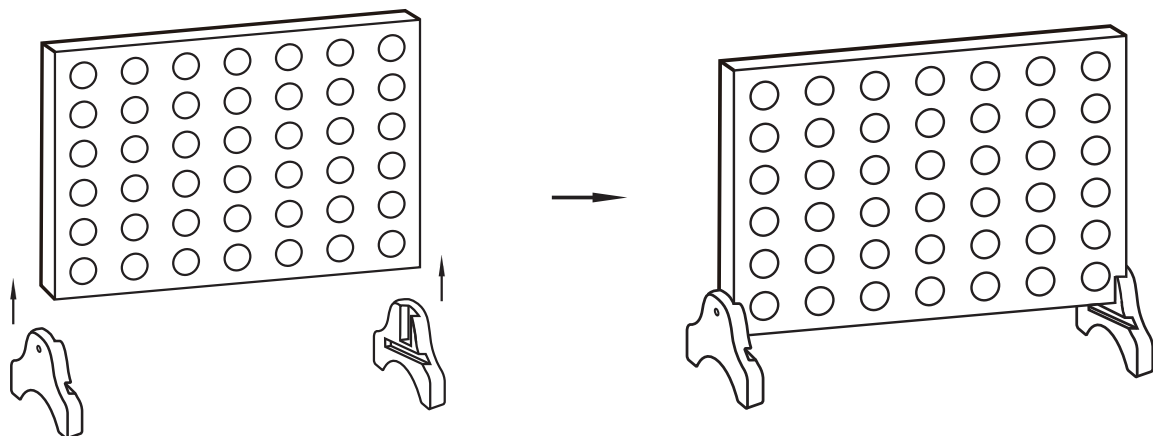
White chip  
E x 21pcs



Bolt  
F x 2pcs

## Assembly Instruction

Step 1. Thread the game frame (Part A) through the vertical groove of frame leg (Part B) at the two sides to set up the game. There is a nut at the bottom side of one end to be fitted to the bolt.

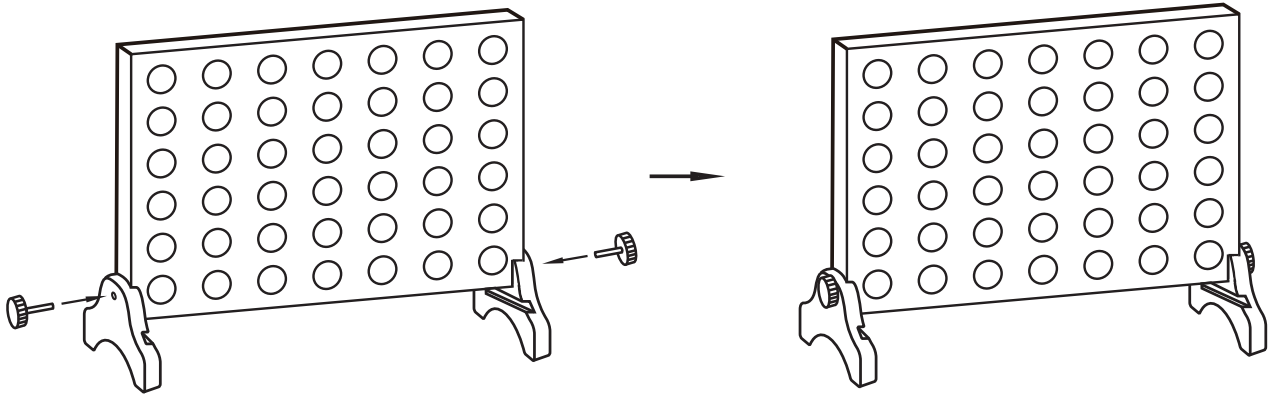


# JUMBO LINE UP FOUR

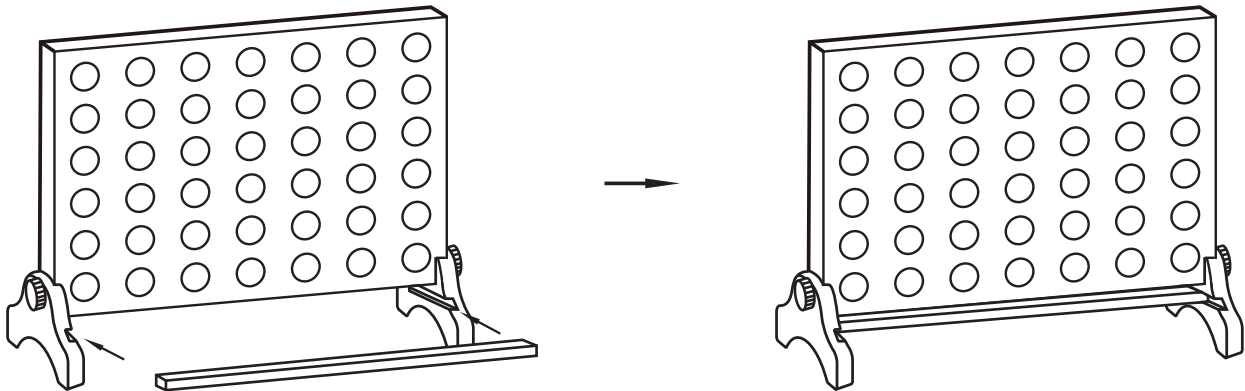
Keycode: 43032679

## Assembly Instruction

Step 2. Screw the bolt (Part F) into the nut at the two sides to connect game frame & frame leg.



Step 3. Put crossbar (Part C) at the bottom of game frame through the horizontal groove of frame leg, then the game is ready to commence playing.



## Game rule

1. This is a puzzle game. Suitable to be played by children.
2. There are black & white chips for two players. The player with black chips begins the first game.
3. Each player takes chips in turn to put into the hole of the game frame from the bottom line.
4. To win the game: get four black or white chips in a row successfully either horizontally, vertically or diagonally.
5. The game ends in a stalemate if all the 42 chips are put inside the game frame and not in a row.
6. To restart the game, you just need to draw out the crossbar from the bottom of the game frame, then all the chips will fall out.

FOR AU / NZ: IMPORTED FOR KMART  
STORES IN AUSTRALIA AND NEW ZEALAND.

Made in China