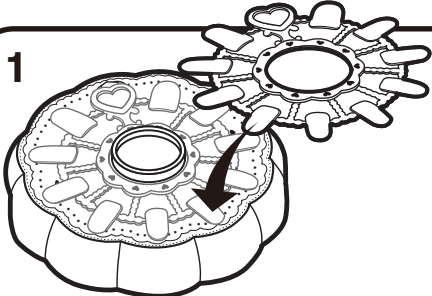


AU11844 S21 Nail Art Playset IM  
Size: 148mm(W) x 210mm(H)  
Material: Woodfree  
Colour: 1C + 0C

## Instructions

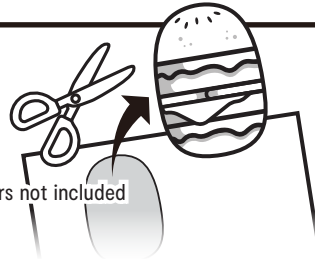
5+ YEARS

1



Put the fake nails on the podium.

2



\*scissors not included


Cut out tattoo sticker following the nail shape.

3




Remove the plastic sheet cover of the tattoo sticker.

4



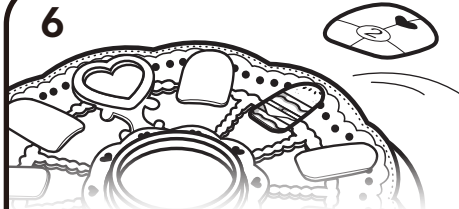
Place the tattoo face down on the corresponding nail piece.

5



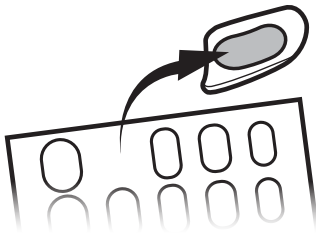
Dip the stamp with water & stamp on the sticker for 10 seconds.

6



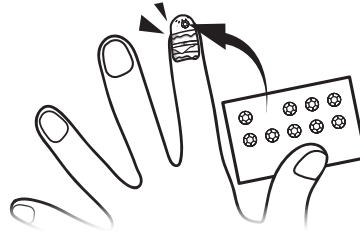
Remove the base paper sheet from sticker.

7



Put the adhesive under the nail piece.

8



You can place the gem stone for final decoration.

**WARNING: CHOKING HAZARD**  
SMALL PARTS. NOT SUITABLE FOR CHILDREN UNDER 3 YEARS.

FOR AU / NZ: IMPORTED FOR KMART STORES IN AUSTRALIA AND NEW ZEALAND.  
ADULT ASSISTANCE IS REQUIRED. **MADE IN CHINA** KEYCODE.: 43037711