


# Instruction Manual

Key code:43089154

## ➤ All parts



Charcoal starter body X 1

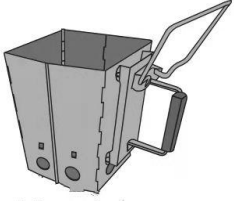


Charcoal grill x 1

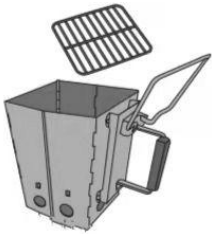


BBQ grill x 1

## ➤ Using the process



Step 1: Open the folded charcoal starter body.




Step 2: Place the charcoal grill smoothly on top of the slot at the bottom of the charcoal starter body.



Step 3: Place chimney on center of bottom charcoal grate, fill charcoal starter body with briquettes, adjust helper handle to lower position before lighting to ensure handle does not get too hot.

Not included



Not included

Step 4 : Lift helper handle to upright position and carefully pour hot briquettes on bottom charcoal grate.



If you need BBQ, you can put the BBQ grill on top of the charcoal starter body.