

INSTRUCTION MANUAL

43099832

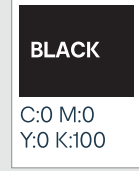
[KMT084]

5107_MAN_43099832 YM219_Speaker_v5


Artwork Proof Date: 07.10.2021
Number of artboards: 1

PAPER:
80gsm
Bright white uncoated paper

PRINT COLOURS:



PRINT FINISH:
Double sided
Folded in the centre
148.5 x 210 Folded Size



CHANGE LOG CREST INTERNAL USE ONLY

ARTWORK SHOULD NOT BE AMENDED WITHOUT PRIOR AGREEMENT FROM CREST.
ALL ARTWORK MUST BE APPROVED BY CREST PRIOR TO MASS PRODUCTION.
IF THERE ARE QUERIES ABOUT THIS ARTWORK PLEASE CONTACT:
EMAIL: design@crest.com.au

THANK-YOU.

© The Crest Company 2020. All rights reserved.

anko

Gaming 2.1 RGB Speaker

Operating Instructions

- Includes:
- › subwoofer x1
 - › satellite x2
 - › user manual



43-099-832

12 month warranty

Thank you for your purchase from Kmart.

Kmart Australia Ltd warrants your new product to be free from defects in materials and workmanship for the period stated above, from the date of purchase, provided that the product is used in accordance with the accompanying recommendations or instructions where provided. This warranty is in addition to your rights under the Australian Consumer Law.

Kmart will provide you with your choice of a refund, repair or exchange (where possible) for this product if it becomes defective within the warranty period. Kmart will bear the reasonable expense of claiming the warranty. This warranty will no longer apply where the defect is a result of alteration, accident, misuse, abuse or neglect.

Please retain your receipt as proof of purchase and contact our Customer Service Centre on **1800 124 125 (Australia)** or **0800 945 995 (New Zealand)** or alternatively, via Customer Help at kmart.com.au for any difficulties with your product. Warranty claims and claims for expense incurred in returning this product can be addressed to our Customer Service Centre at 690 Springvale Rd, Mulgrave Vic 3170.

Our goods come with guarantees that cannot be excluded under the Australian Consumer Law. You are entitled to a replacement or refund for a major failure and compensation for any other reasonably foreseeable loss or damage. You are also entitled to have the goods repaired or replaced if the goods fail to be of acceptable quality and the failure does not amount to a major failure.

For New Zealand customers, this warranty is in addition to statutory rights observed under New Zealand legislation.

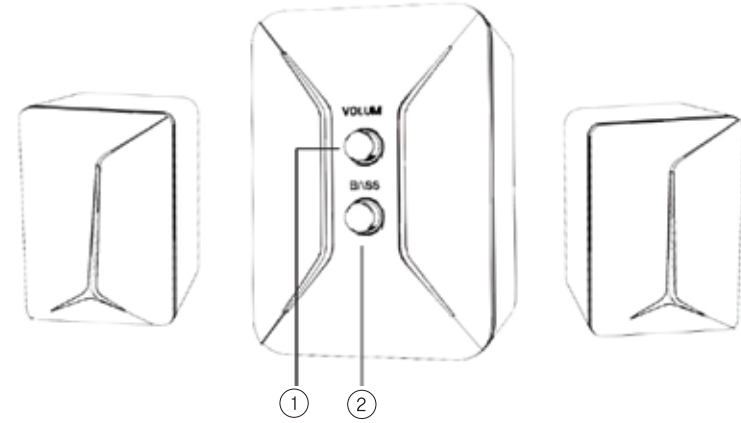


WARNING Do not dispose of unit in fire or water. › Never attempt to disassemble and reassemble. › Waste electrical products should not be disposed of with household waste, please recycle where facilities exist. › Check with your local authority for recycle advice. › Keep your device and all accessories out of the reach of children and animals. › Small parts may cause choking or serious injury if swallowed. › Avoid exposing your device to very cold or very hot temperatures (below 0°C or above 45°C). › Extreme temperatures can cause deforming of the device and reduce the charging capacity and life of your device. › Do not allow your device to get wet—liquids can cause serious damage. › Do not handle your device with wet hands.

5107/5

This product shall be supplied by a power source not exceeding PSI only. › This Bluetooth Speaker shall be charged by the supplied charging unit only.
CAUTION › The batteries in this product are not replaceable. › During Use, Storage or Transportation the battery should not be subjected to extremely low temperatures, or low air pressure at high altitude. › If the battery is exposed to extremely high temperatures it could result in an explosion or the leaking of flammable liquid or gas. › Please take care when disposing of the unit; disposal in a fire, oven, mechanically crushing or cutting machine could result in the battery exploding.

Function overview:



- ① Volume Up/Down
- ② Adjust Bass

Connection Diagram



- USB Plug for Power Supply
- 3.5mm Audio In
- Adjust Volume
- Control Bass level

How to use this speaker:

- › When connecting the speakers to power, please do so as per the connection diagram. Please connect the subwoofer's 3.5mm AUX cable to an audio source.
- › Please connect the subwoofer's USB cable to a device's USB port.
- › The top knob on the subwoofer controls the volume and the bottom knob controls the bass level.
- › When the speaker is idle, please pull out the plug.

Specifications:

Model No: 43099832
Power Supply: 5V d.c.
Output: 5W + 3W x 2

Frequency Response: 45Hz – 18KHz
Subwoofer: 110 x 131 x 158mm
Satellite: 67 x 79 x 98mm