

| | | | |
|--------------------------------|---------------|--------------------------|--|
| Customer Name: Kmart Australia | | Box Size: W14.85 x H21cm | |
| Brand Name: ANKO | | Box Type: IM | |
| Country: | Version: 2021 | Color: K | |
| Item No: 815_Koala Planter | | Pantone: | |
| Date: 24Sep21 | | Designer: Jackson | |

anko

Paint Your Own Koala Planter

8+
years

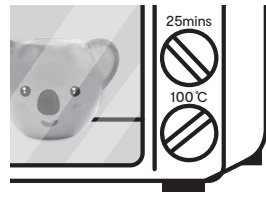
How To Paint

1




Clean the koala planter with a cloth and use the paintbrush to paint on it.

4



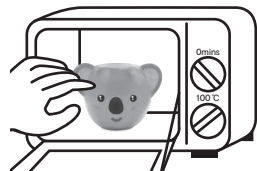
Bake the planter at 100°C / 212°F for about 25 minutes.

2



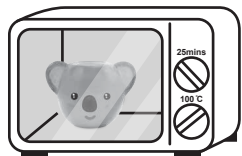
Dry the planter for 24 hours after you have finished painting.

5



Remove the planter out of your oven after cooling off.

3



Put the planter in a normal gas or electrical oven, NOT a microwave.

6



Your own koala planter is now complete.

DIRECTIONS:

1. Wear an apron before you start painting.
2. Think before you paint and draw.
3. Use newspaper to protect your table before you start painting.
4. Close the paint lids after use.
5. Wash the paintbrush with water before you paint with another colour and wash thoroughly after each use.

DON'T:

1. Do not bake immediately after you have finished painting the planter as the paint takes time to dry off.
2. Do not remove the planter out of your oven immediately after baking as it is very hot.
3. Ensure to use a normal gas or electrical oven, NOT a microwave.

NOTE:

Mixing White and other colours will make a close shade to Pastel colours.

TIPS:

1. You can add a few drops of water to the paint if it looks too dry or sticky.
2. Freely mix up colours to create new ones.
3. Before the paint has dried, you can wipe off the colours by tissue or wash the planter if you make a mistake. Please note: After you have baked the planter, the paint colours may not wash or wipe off easily.
4. To protect your colours, allow the planter to dry for one day before baking. If you bake them too soon, the colours will be dull.
5. Allow your planter to cool completely before using.

ATTENTION: ALL ART MATERIALS LIKE PAINT, MAY CAUSE STAINS. ALWAYS PROTECT CLOTHES, CARPET, WORK SURFACE, FURNITURE AND OTHER OBJECTS. ALWAYS USE A PROTECTIVE COVER TO PREVENT STAINS.
CAUTION: RINSE EYES IMMEDIATELY IF THE PAINT COMES INTO CONTACT WITH THEM. IF IRRITATION PERSISTS, SEEK MEDICAL ATTENTION.
CAUTION: ADULT SUPERVISION IS REQUIRED.
 PRODUCT MAY VARY FROM IMAGE SHOWN.
 PLEASE KEEP THE PACKAGING FOR FUTURE REFERENCE.

WARNING:
CHOKING HAZARD - Small parts.
 Not for Children under 3 years.

FRONT

BACK