

145x210mm

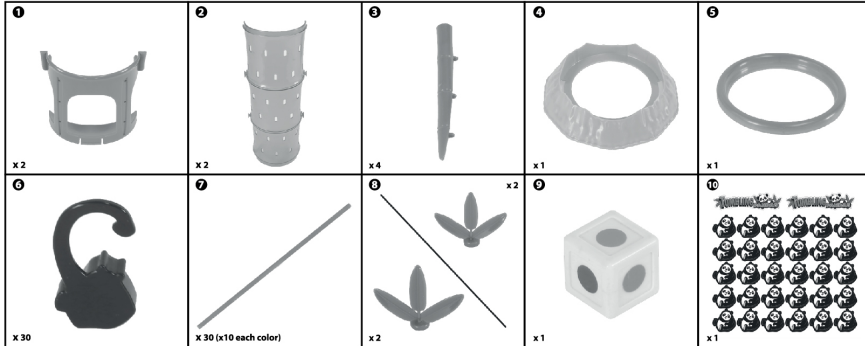


43-112-630 / GPF2103

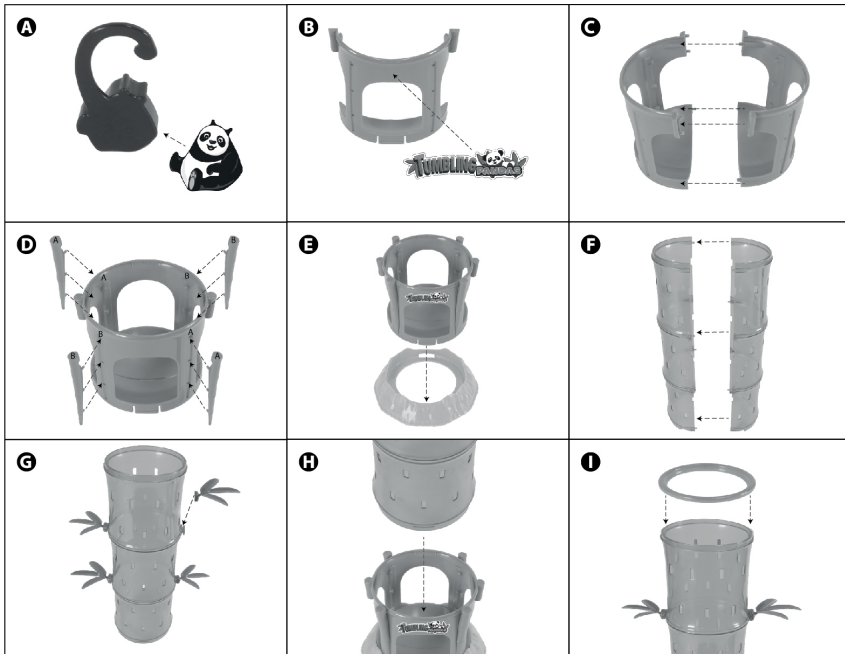
# Tumbling Pandas

## INSTRUCTIONS


### Contents:



### Set-up and Assembly:



211685



### Set-up and Assembly:

1. Find a flat, firm level surface.
2. Check contents to ensure you have all of the pieces.
3. Apply stickers to panda figures. Diagram A.
4. Apply stickers to small green base. Repeat for other side. Diagram B.
5. Connect the small green base together. Diagram C.
6. Attach the four small bamboo sticks to the small green base, taking note of the hole and pin positions (A to A sticks, B to B sticks). Diagram D.
7. Align the slots, then press the small green base into the small brown base. Diagram E.
8. Connect the two bamboo pole pieces together. Diagram F.
9. Attach the large leaves to the larger connection points on the exterior of the bamboo pole, and the small leaves to the smaller connection points. Diagram G. NOTE - There are 2 large and 2 small leaves.
10. Attach the large bamboo pole to the base, aligning the slots at the bottom. Diagram H.
11. Attach the green ring to the top of the large bamboo pole. Diagram I.
12. Slide the sticks horizontally through the holes. Diagram J. There must be at least 2 sticks of each colour in each of the three sections (lower, middle, and upper). Insert the sticks in a random pattern so they criss-cross inside the bamboo pole.
13. Load all the pandas into the opening at the top of the bamboo pole. The pandas will drop and their arms will hook onto the sticks. Should any pandas fall directly to the bottom, simply pick them up and load them back into the bamboo pole.
14. Once all pandas are hanging from the sticks, and none are at the bottom, you're ready to play!

### How to play:

1. The object of the game is to try and remove the coloured sticks from the bamboo pole without making the pandas fall.
2. The youngest player starts by rolling the dice.
3. The colour the dice lands on is the stick colour that player must remove from the bamboo pole.
4. Players must remove the sticks which are in the highest section first.
5. Once all the sticks of a particular colour have been removed from that section, players can now start removing sticks from the next section down.
6. Each player takes a turn rolling the dice and removing a stick, trying not to disturb the pandas.
7. Any pandas which fall all the way down to the base opening are collected by the player who was removing the stick at that time.
8. If the dice lands on a colour, and there are no more sticks of that colour left in the bamboo, play passes to the next player.

### How to win:

When either all the sticks have been removed, or all the pandas have fallen, the player with the least number of pandas, wins.

### Alternate game play:

The player with the most number of pandas at the end, wins.

Adult supervision required.



MADE IN CHINA  
FOR AU / NZ: IMPORTED FOR KMART  
STORES IN AUSTRALIA AND NEW ZEALAND.



PRODUCT MAY VARY FROM IMAGE SHOWN.  
PLEASE KEEP THE PACKAGING FOR FUTURE REFERENCE.