

148.5mm

anko

Instruction manual

Keycode: 43126224

STREAMING LIGHT LRG STAND

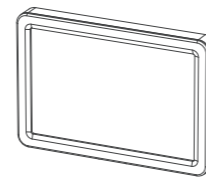


Instructions:


- Please read this product manual carefully.
- Read all warnings and follow all instructions in this product manual.
- Use only a microfiber and dry cloth for cleaning the product.
- Operate carefully to not cause any damage by dropping or physical shocking it.
- Do not leave the product in excessive heat, high temperatures can cause the product to malfunction.
- The light source of this luminaire is not replaceable.
- When the light source reaches its end of life, the whole luminaire shall be replaced.

210mm

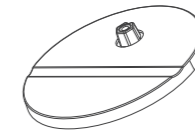
Packing list:



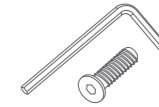
Panel Light*1



Extend stand with Ballhead*1



Round Base *1

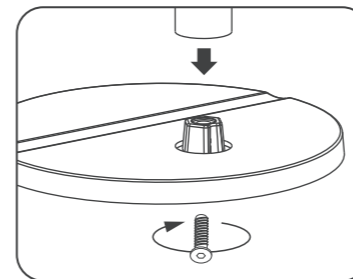


Allen wrench & Screw *1set

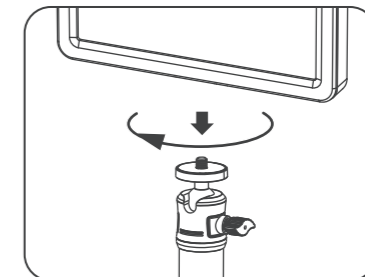
Input: 5V 10W, Ta: 25°C

How to assembly:

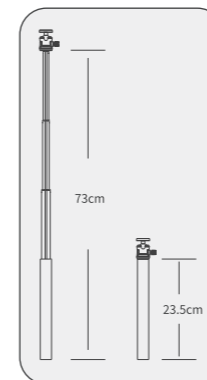
1. Install the extend stand properly on the round base plate and install the screw on the bottom of the base plate. Tighten clockwise with a wrench.



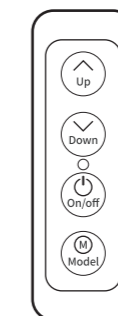
2. Align the screw hole with the screw, install the panel light on the ballhead and clockwise turn the light to tight the light.



3. The extend stand can be extended from 23.5cm-73cm.



Function and Display:



Bright Adjustment

Power Indicator

Switch

Color Temperature Adjustment