


anko

Bluetooth Keyboard

Instruction Manual

Keycode: 43136629



System requirements:

Mac、iOS、 Windows10、 Android

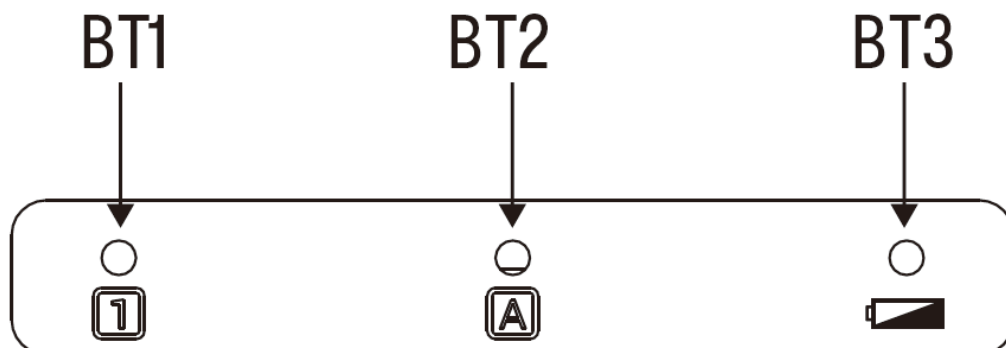
Please ensure that your devices have Bluetooth function

Bluetooth connection

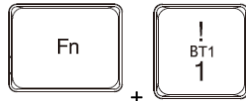
Connecting keyboard

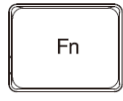

1. Remove the battery compartment cover of keyboard and insert one 1.5 V AAA battery in.
2. Turn on the Bluetooth function on your devices
3. Can support 3 different devices at same time:-

LED Indicator Light



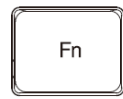

A. Device 1 (computer or laptop or mobile phone)



- 1) Long press  +  key at the same time. The first led Indicator light "BT1" starts blinking
- 2) Select 'BT keyboard' from the list of discoverable devices (please note this may take a minute for the device to pop up) and click "connect"
- 3) Click 'Allow pairing' to complete the pairing and the LED light will stop blinking.

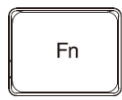

B. Device 2 (computer or laptop or mobile phone)



- 1) Long press  +  key at the same time. The second led Indicator light "BT2" starts blinking
- 2) Select 'BT keyboard' from the list of discoverable devices (please note this may take a minute for the device to pop up) and click "connect"
- 3) Click 'Allow pairing' to complete the pairing and the LED light will stop blinking.

C. Long press (computer or laptop or mobile phone)



- 1) Press  +  key at the same time. The third led Indicator light "BT3" starts blinking
- 2) Select 'BT keyboard' from the list of discoverable devices (please note this may take a minute for the device to pop up) and click "connect"
- 3) Click 'Allow pairing' to complete the pairing and the LED light will stop blinking.

4. How to switch three devices after all devices connected keyboard

- 1) Press FN+BT1 key at the same time. Then you can operate on device 1
- 2) Press FN+BT2 key at the same time. Then you can operate on device 2
- 3) Press FN+BT3 key at the same time. Then you can operate on device 3

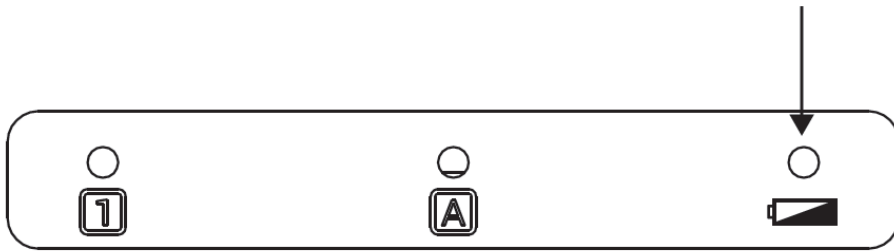
5. Power saving mode

If the keyboard is not used, it switches to power saving mode. If not used for 30 minutes, it switches to deep sleep mode. Just move the mouse, or press any key to reactivate it.

6. Low power mode

If the keyboard battery is low power, the "battery" icon will start blinking until no power

Low power Indicator















Keyboard specifications:

Size: 429 mm x 128mm x20mm

Operating temperature: -20~50°C

Operating humidity: 8%~90% RH

Keyboard lock function

FN+  : Media	FN+  : Volume-	FN+  : Volume+
FN+  : Mute	FN+  : PreTrack	FN+  : NextTrack
FN+  : Play/Pause	FN+  : Stop	FN+  : Website
FN+  : Mail	FN+  : My computer	FN+  : Favorites

12 Month Warranty

Thank you for your purchase from Kmart.

Kmart Australia Ltd warrants your new product to be free from defects in materials and workmanship for the period stated above, from the date of purchase, provided that the product is used in accordance with accompanying recommendations or instructions where provided. This warranty is in addition to your rights under the Australian Consumer Law.

Kmart will provide you with your choice of a refund, repair or exchange (where possible) for this product if it becomes defective within the warranty period. Kmart will bear the reasonable expense of claiming the warranty. This warranty will no longer apply where the defect is a result of alteration, accident, misuse, abuse or neglect.

Please retain your receipt as proof of purchase and contact our Customer Service Centre on 1800 124 125 (Australia) or 0800 945 995 (New Zealand) or alternatively, via Customer Help at

Kmart.com.au for any difficulties with your product. Warranty claims and claims for expense incurred in returning this product can be addressed to our Customer Service Centre at 690 Springvale Rd, Mulgrave Vic 3170.

Our goods come with guarantees that cannot be excluded under the Australian Consumer Law. You are entitled to a replacement or refund for a major failure and compensation for any other reasonably foreseeable loss or damage. You are also entitled to have the goods repaired or replaced if the goods fail to be of acceptable quality and the failure does not amount to a major failure.

For New Zealand customers, this warranty is in addition to statutory rights observed under New Zealand legislation