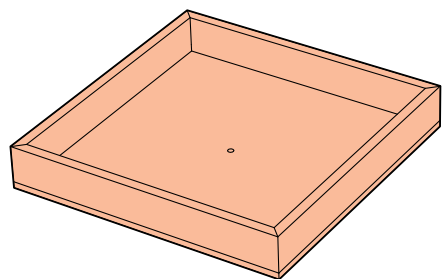
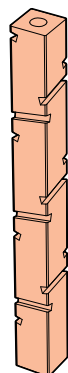


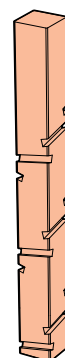
PARTS LIST



A×1




B×1




C×1




D×1




E1×4




E2×4




E3×4



E4×4



E5×4



E6×4



Playball (includes 3 colours)

HARDWARE

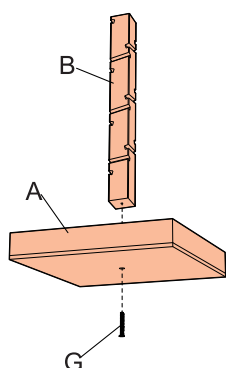


G×1

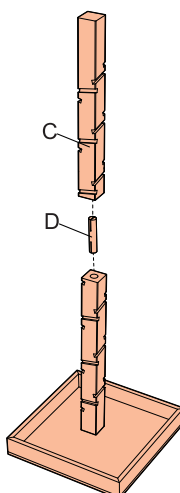
Cross screwdriver
(not included)



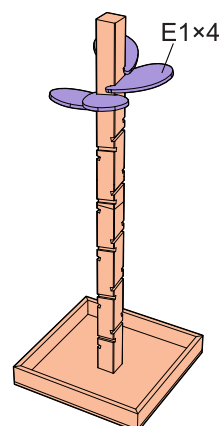
STEP 1



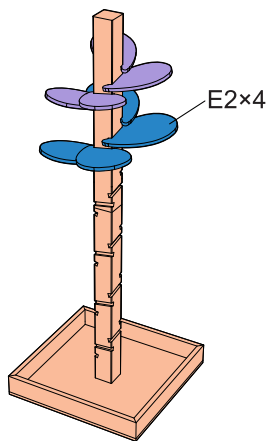
STEP 2



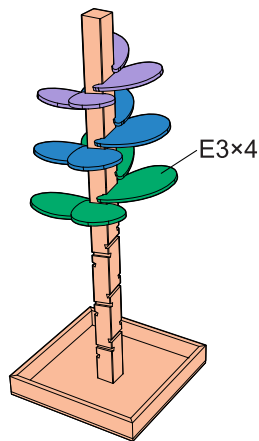
STEP 3



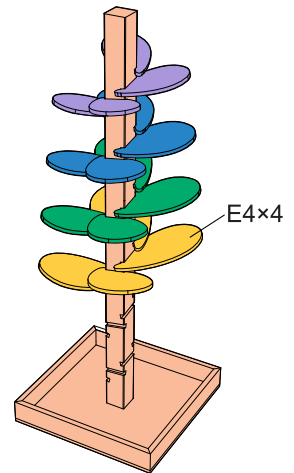
STEP 4



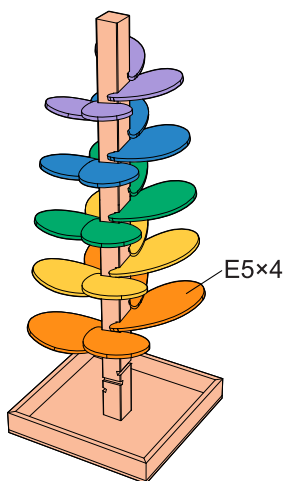
STEP 5



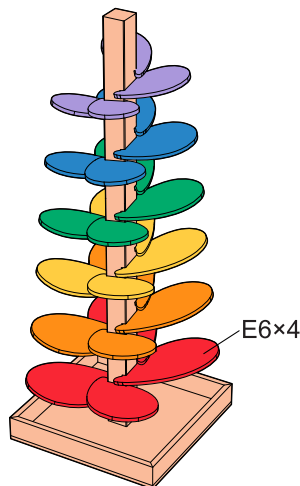
STEP 6




STEP 7



STEP 8



STEP 9



CAUTION: UNASSEMBLED PARTS CONTAIN SCREWS AND WITH FUNCTIONAL SHARP POINTS, PLEASE KEEP UNASSEMBLED PARTS AWAY FROM SMALL CHILDREN.

WARNING: DO NOT STAND OR SIT ON THE PRODUCT. DO NOT USE THE PRODUCT AS A STEP LADDER. DO NOT USE THE PRODUCT UNLESS ALL BOLTS, SCREWS AND KNOBS ARE FIRMLY SECURED. FAILURE TO FOLLOW THESE WARNINGS COULD RESULT IN SERIOUS INJURY.

CAUTION: PLEASE CHECK CONDITION OF ITEM REGULARLY. AS SCREWS MAY LOOSEN WITH USE OVER TIME. TIGHTEN SCREW FITTINGS IF NECESSARY.

CAUTION: ADULT ASSEMBLY AND SUPERVISION REQUIRED.

WARNING: FOR SAFETY REASONS, REMOVE ALL TAG, LABELS AND PLASTIC FASTENERS BEFORE GIVING THIS TOY TO YOUR CHILD.

KEYCODE: 43147878