

6+ YEARS

# Bouncing Ball Game


## INSTRUCTIONS

### Contents:

1 X Bouncing ball stand, 1 X Green ball, 12 X Blue balls, 12 X Yellow balls,  
1 X Cardboard

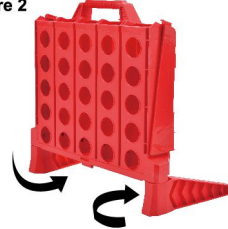
### How to assemble:

Figure 1



Attach the two feet to the main body as shown in figure 1

Figure 2



Open both feet so that the unit can stand firmly.

Figure 3



Remove the cardboard from the ramp.  
Open the ramp and pull it up as shown in figure 3.

Figure 4




Insert the cardboard into the position shown in figure 4.

### Playing the game:

Bounce the balls into the grid with the other players simultaneously or in turn. The balls must be bounced on the table before going into the grid. The first one to get four of the same coloured balls in a row wins.

If players have bounced all the balls into the grid but no one gets four of the same coloured balls in a row, bounce the green ball. The first one to bounce the green ball into the last grid wins.


Note: Balls falling on ramp above the grid do not count.



The first one to get four of the same coloured balls in a row wins.



The first one to bounce the green ball into the last grid wins.



After the game is over, you can unlock the buckle at the bottom to release all the balls.

KEYCODE: 43150151

**WARNING:** FOR SAFETY REASONS, REMOVE ALL TAGS, LABELS, AND PLASTIC FASTENERS BEFORE GIVING THIS TOY TO YOUR CHILD.

**WARNING: CHOKING HAZARD**  
SMALL PARTS AND SMALL BALLS. NOT FOR CHILDREN UNDER 3 YEARS.



ADULT ASSEMBLY REQUIRED.  
PRODUCT MAY VARY FROM THE IMAGE SHOWN.  
PLEASE KEEP THE PACKAGING FOR FUTURE REFERENCE.

**WARNING: DO NOT AIM AT EYES OR FACE.**