

Assembly Instruction

43150908 3 TIER BLACK SHELVING SET








CARE INSTRUCTION:

WIPE CLEAN WITH A SOFT DAMP CLOTH. NEVER USE SCOURERS, ABRASIVES OR CHEMICAL SOLVENTS. KEEP AWAY FROM MOISTURE AND DIRECT SUNLIGHT. STORE IN A DRY PLACE FOR INDOOR USE ONLY.

WARNING:

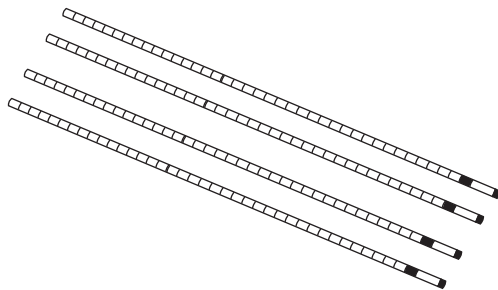
DO NOT STAND, SIT OR LEAN ON THE UNIT. DO NOT USE THIS UNIT AS A STEP LADDER. ENSURE THIS UNIT IS USED ONLY ON A FLAT SURFACE. DO NOT USE THIS UNIT UNLESS ALL PARTS ARE FIRMLY SECURED. LOAD THE SHELF EVENLY TO PREVENT IT FROM TOPPLING OVER. ITEM IS FOR STORAGE PURPOSE ONLY. FAILURE TO FOLLOW THESE WARNINGS COULD RESULT IN SERIOUS INJURY. CONTAINS SMALL PARTS. IT IS TO BE ASSEMBLED BY AN ADULT. **MAXIMUM SAFE LOAD: 50KGS FOR EACH SHELF.**

Hardware list

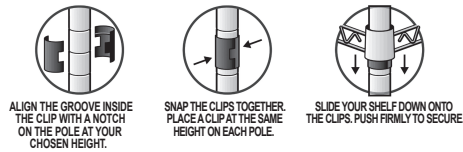
	A	Pole	4pcs		E	Screw	2pcs
	B	Shelf	3pcs		F	Ring	2pcs
	C	Black clip	24pcs		G	Fastener	2pcs
	D	Strap	2pcs				

STEP 1

 AX4  CX8

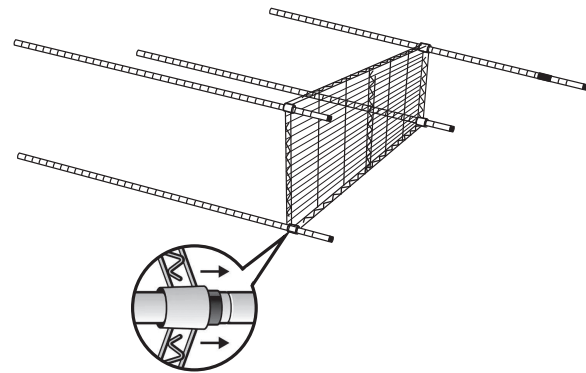


assembly instructions: start with the base shelf and build upwards.





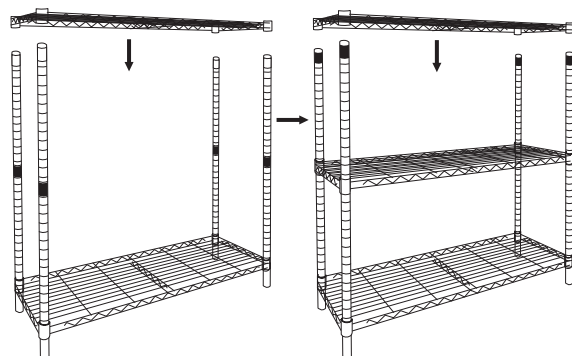
STEP 2

 BX1







STEP 3

 BX2  CX16



STEP 4

 DX2  EX2  FX2  GX2

