

Tiny
Terrace

DIY

14+
years



MUSIC STUDIO



 **WARNING:**
CHOKING HAZARD - SMALL PARTS.
NOT FOR CHILDREN UNDER 3 YEARS.

43160914

Contents

Name	Material package	Page
Decoration	G bag+printing paper	Page 4
Bass Guitar	B bag+F bag+printing paper	Page 4
Flower Table	B bag+F bag+G bag	Page 4
Table	B bag+F bag+printing paper	Page 4
Radio&Earphone	B bag+F bag+G bag+printing paper	Page 4
Tambourine	B bag+printing paper	Page 4
Sofa	B bag+F bag+G bag	Page 5
Big flowerpot	B bag+F bag+G bag+printing paper	Page 5
Steps	B bag	Page 6
Fence	B bag	Page 6
Small chair	C bag	Page 6
Audio	C bag+F bag+G bag+printing paper	Page 6
Cabinet	C bag+F bag+printing paper	Page 6
Rack drum	C bag+F bag+G bag+printing paper	Page 7
Flowerpot	C bag+F bag+G bag	Page 7
Rounds tool	D bag	Page 8
Microphones and signs	D bag+F bag+printing paper	Page 8
Box and small table	D bag+F bag+G bag+printing paper	Page 8
Door and window	D bag+F bag+printing paper	Page 8
Bay Window	E bag	Page 8-9
Outer Frame Component	E bag+Dbag + printing paper	Page 9
White French window	E bag	Page 9
Light	F bag+G bag	Page 9
Plant	F bag+G bag+printing paper	Page 10
Gu zheng	D bag+F bag+printing paper	Page 10
Outer frame	E bag	Page 11
Outer frame	E bag	Page 12

ASSEMBLY INSTRUCTIONS Music Studio 43160914

Tips for Assembly

1. Pictures shown on the package may be slightly different from the actual product.
 2. Place remaining materials back into the original bag until the installation is complete.
(Avoids materials getting lost during installation)
 3. Not too much glue should be applied. If so, the drying time will be extended
 4. Children must assemble under the guidance of adults in case of swallowing
 5. All dimensions within the instruction are shown in millimeters (mm)
 6. Find the part you need according to material list and the 1 : 1 part illustration paper (for wooden parts). Check its number and size carefully before assembling. See Part Number Explanation.
 7. Note which bags the parts are kept in based on the Material List when assembling and taking them out to use.
-

Glue




Liquid Glue

PVA Glue

(Both glue types can be used on all steps. Liquid glue can dry faster. Liquid glue is used to glue large wooden parts and other materials. PVA glue is to be used on lighter materials.)

Tools excluded



Scissors

Ruler

Screw Driver


Stanley Knife

Tweezers

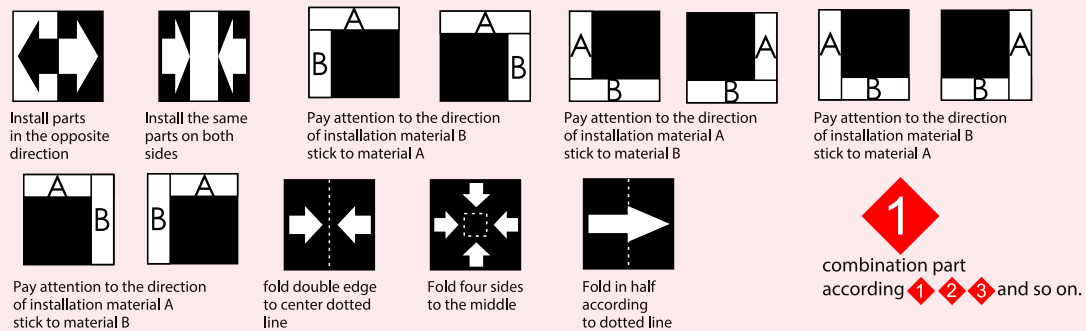
Thumbnail of material list(reference only)



Thumbnail of printing paper&template paper(reference only)



Symbol description used



Decoration

Welcome to DIY house world!

A10-01

G05

Cut out A 10-01 and stick to G 05 according to the template then cutout.

Guitar

please follow me slowly!

Guitar

A10-05-01

B19

A10-05-02

F01 (10mm)

Flower Table

A10-05-01

2mm

B19

glue paper, use wire as peg

A10-05-02

B12

B11

F15(8mm)

G06(some)

F08(some)

G07(some)

B11

B12

B11

B12

B11

B12

Glue the polywood together

Table

F08(Cut off a quarter of it)

F15:8mm

G06

G07

Put the plant and flower into shelf as shown

B05

B05

B06

F12(14*25mm)

F08(some)

F05(30mm)

F15(10mm)

7mm

25mm

5mm

0.5-1mm

15mm

F05

Cut paper, roll to glue

Radio & Earphone

F08(Cut off a quarter of it)

F15:10mm

2 pieces

B18

A10-04

glue wood as shown

Next, it's going to be much more difficult.

B18

A10-04

glue the wire on radio

Tambourine

bend the wire, then cut appropriate length

10mm

4mm

F02

F16

glue wire and bead as shown

(Bending and sticking)

B20

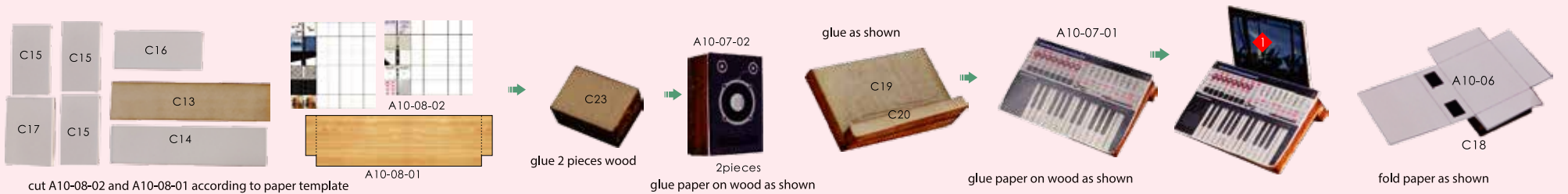
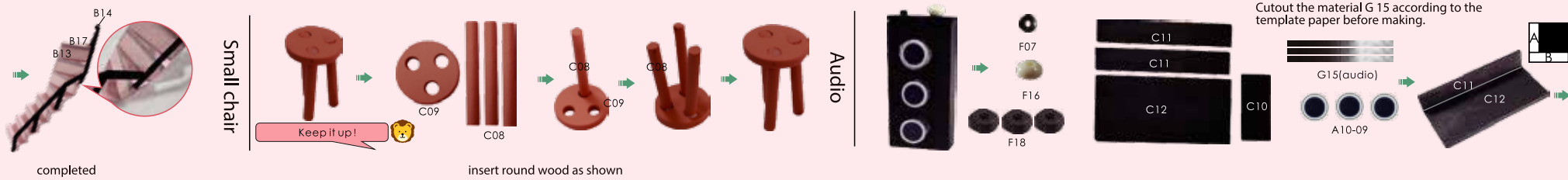
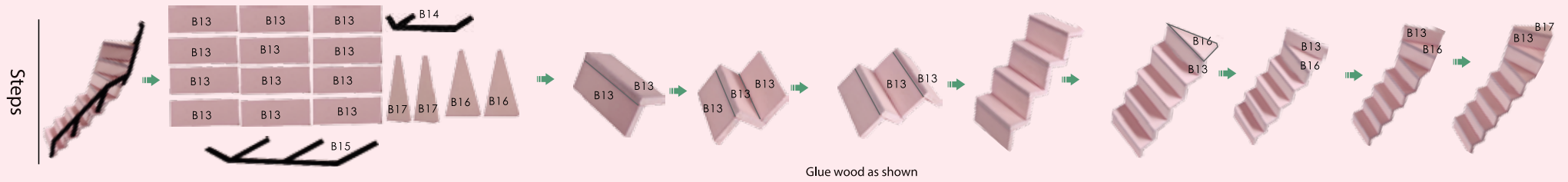
A10-03-01


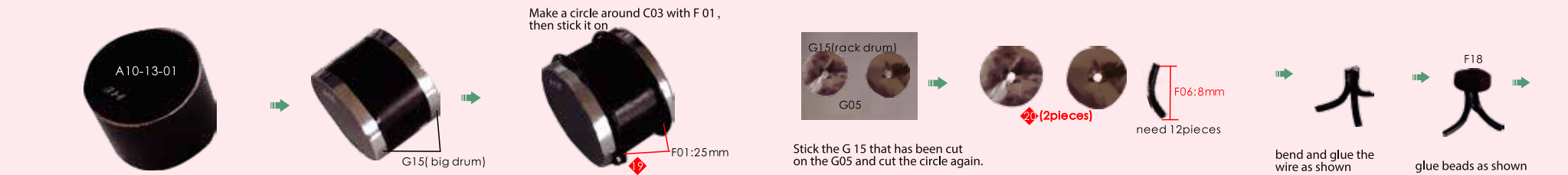
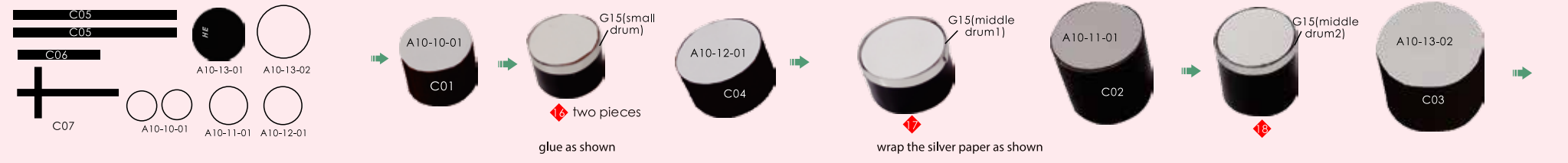

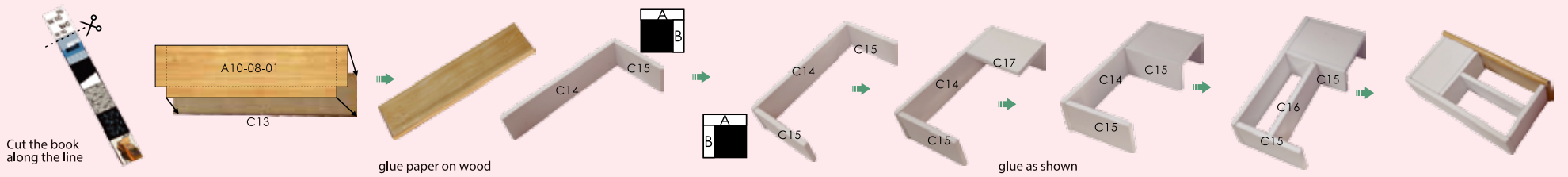
A10-03-03

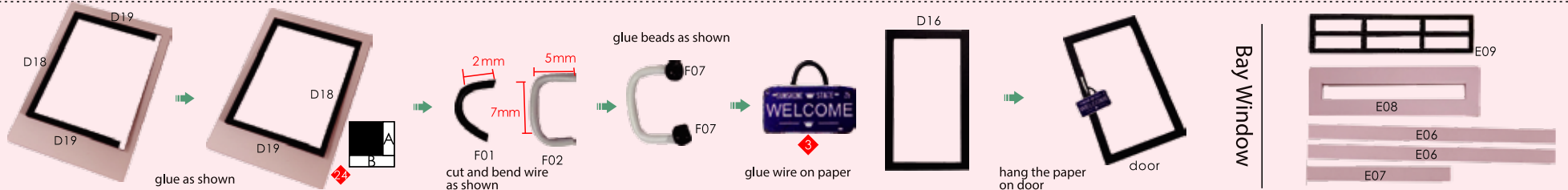
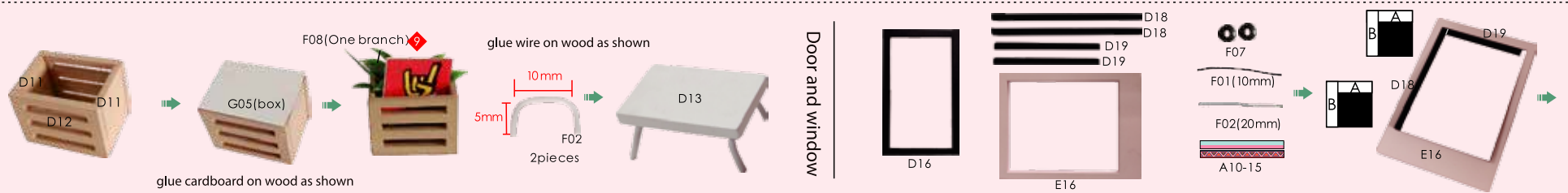
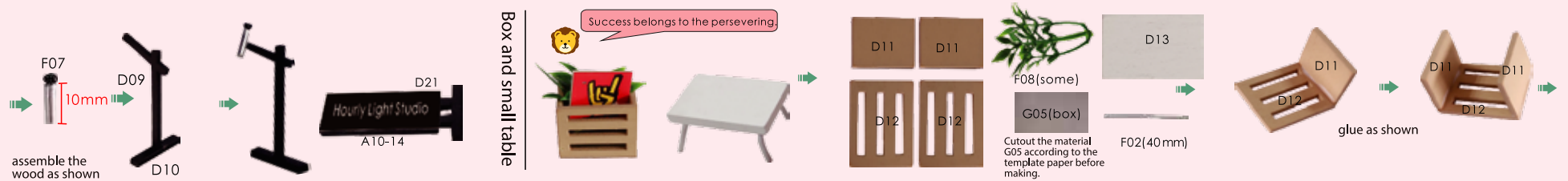

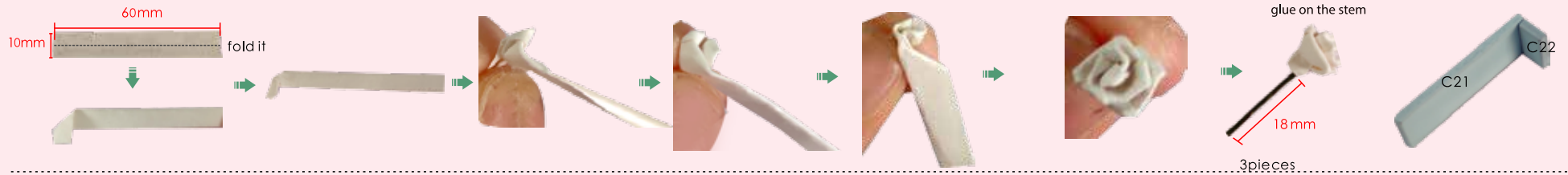
A10-03-02

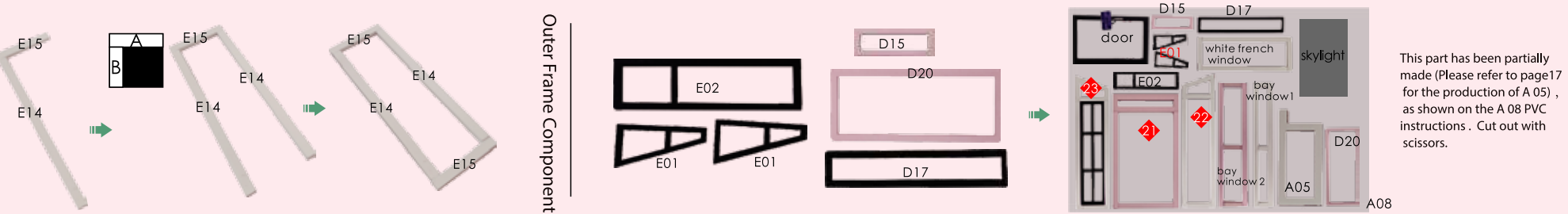
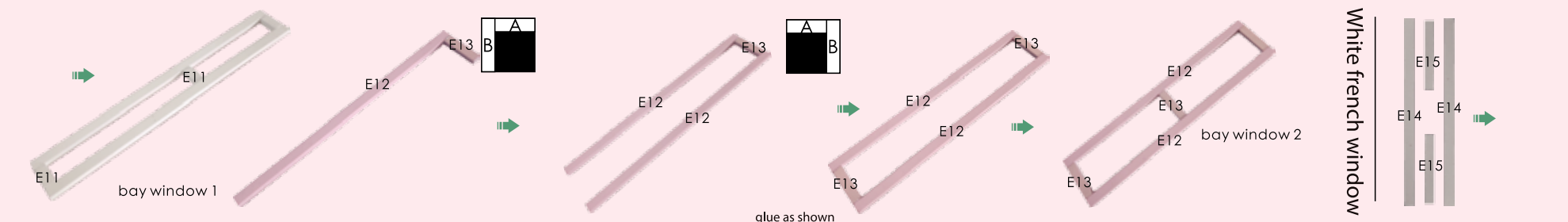

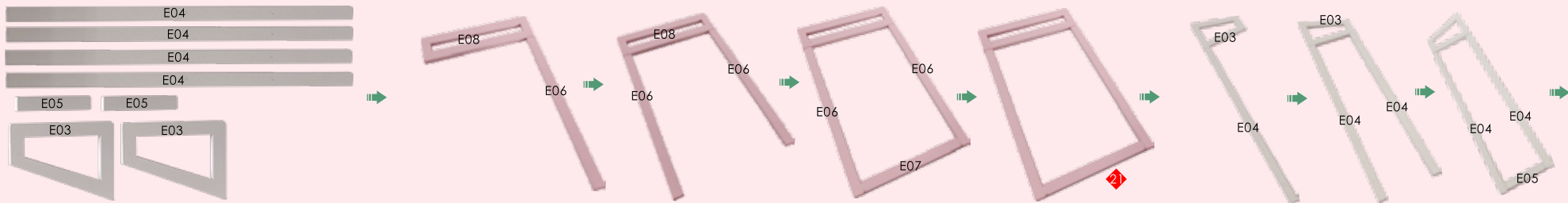
B20

glue paper and wood as shown

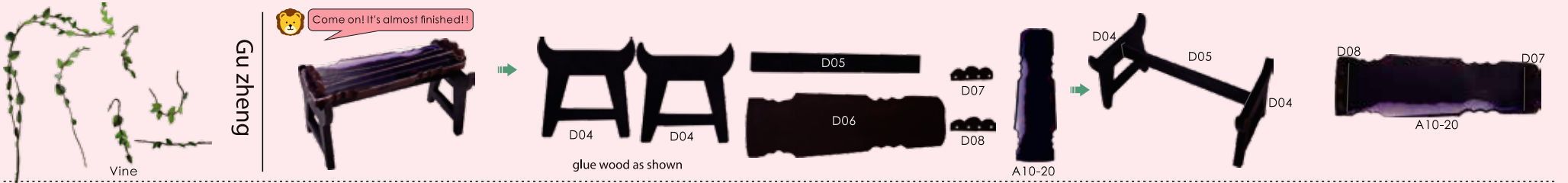
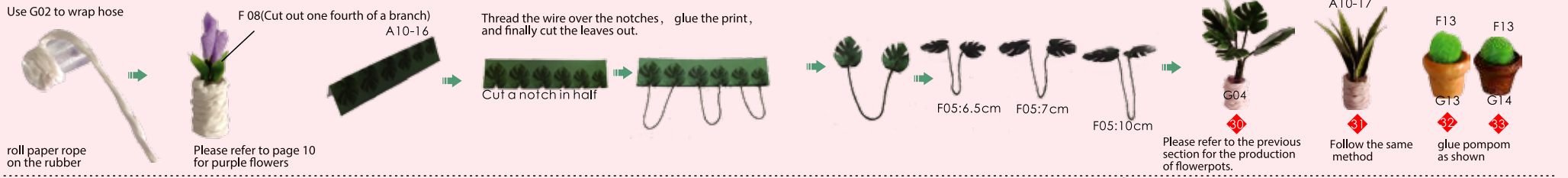
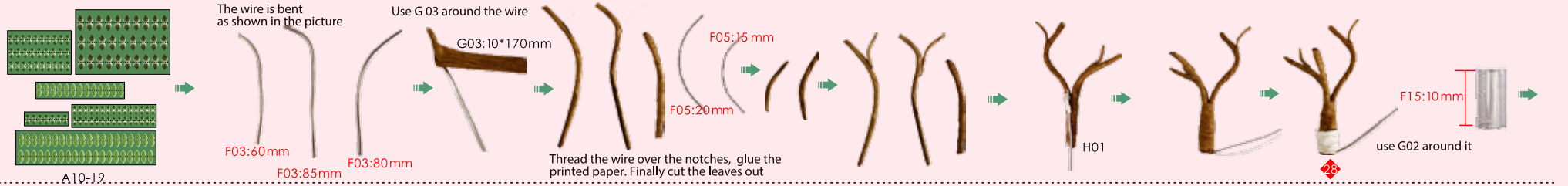
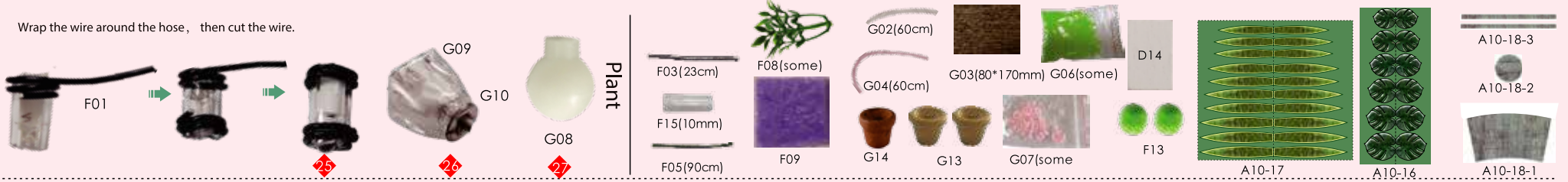








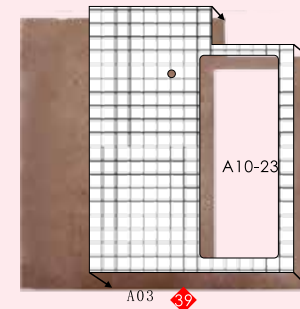

Wrap the wire around the hose, then cut the wire.



Note: When pulling the wire, you can straighten. Glue the wire after twisting.








Outer frame




overlap and glue as shown


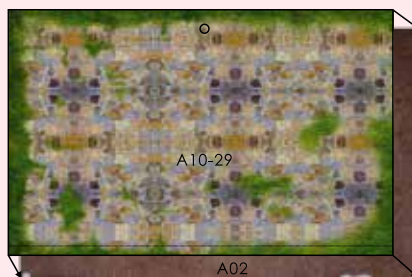

Note: When linking the eaves, there is a gap that can be cut at right angles with a cutting tool.




Note: Use a cutting tool to cut an angle on each side of the paper that does not protrude



Note: Cut an angle with an cutting tool



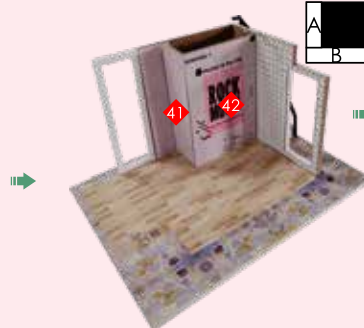
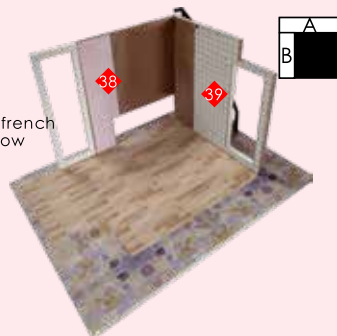
Roof light



overlap and glue as shown



white french window



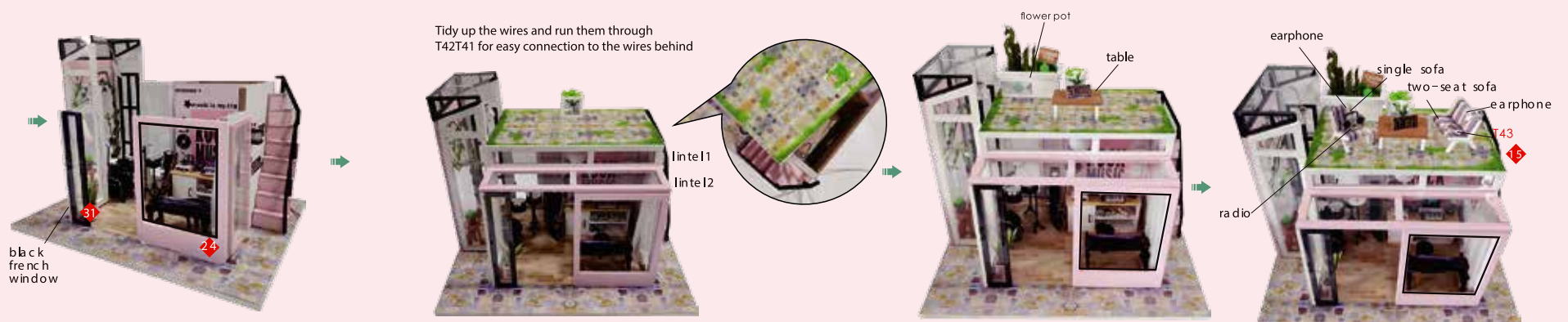


Photo Gallery



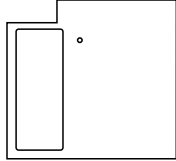
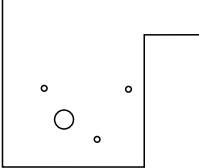



















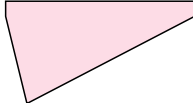


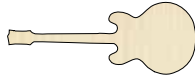




















Attention: Please keep these instructions and refer to them after assembly.

Tiny Terrace








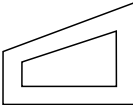




Music Studio Materials List 43160914

Unit: mm (1/3)

<p>Bag A</p>	 <p>scale1: 7 A01 board (white edge) 200*150*5 mm (1piece)</p>	 <p>scale1: 5 A02 board (white edge) 130*80*5 mm (1piece)</p>	 <p>scale1: 5 A03 board (white) 112*105*5 mm (1piece)</p>	 <p>scale1: 4 A04 board (white) 105*90*3 mm (1piece)</p>	 <p>scale1: 4 A05 board (white) 105*45*3 mm (1piece)</p>	 <p>scale1: 4 A06 board (wood color) 105*70*3 mm (1piece)</p>	 <p>scale1: 4 A07 board (wood color) 105*30*3 mm (1piece)</p>
 <p>scale1: 10 A08 transparent PVC film 297*21 mm (1piece)</p>	<p>Bag B</p>	 <p>scale1: 1 B01wood (wood color) 15*15*2 mm (2pieces)</p>	 <p>scale1: 1 B02wood (wood color) 30*15*2 mm (2pieces)</p>	 <p>scale1: 2 B03wood (white) 23*23*2 mm (4pieces)</p>	 <p>scale1: 2 B04wood (black) 41*15*2 mm (3pieces)</p>	 <p>scale1: 1 B05wood (white) 25*10*2 mm (2pieces)</p>	 <p>scale1: 2 B06wood (khaki) 35*25*2 mm (1piece)</p>
 <p>scale1: 2 B07wood (white) 40*20*2 mm (2pieces)</p>	 <p>scale1: 1 B08wood (white) 22*20*2 mm (2pieces)</p>	 <p>scale1: 1 B09wood (white) 26*4*2 mm (2pieces)</p>	 <p>scale1: 2 B10wood (white) 44*4*2 mm (2pieces)</p>	 <p>scale1: 1 B11wood (white) 14*14*2 mm (2pieces)</p>	 <p>scale1: 1 B12wood (white) 18*14*2 mm (2pieces)</p>	 <p>scale1: 1 B13wood (pink) 25*10*2 mm (12pieces)</p>	 <p>scale1: 2 B14wood (black) 48*9*2 mm (1piece)</p>
 <p>scale1: 3 B15wood (black) 92*15*2 mm (1piece)</p>	 <p>scale1: 1 B16wood (pink) 25*13*2 mm (2pieces)</p>	 <p>scale1: 1 B17wood (pink) 25*9*2 mm (2pieces)</p>	 <p>scale1: 1 B18wood (wood color) 15*9*4 mm (1piece)</p>	 <p>scale1: 2 B19wood (wood color) 49*19*2 mm (1piece)</p>	 <p>scale1: 1 B20round wood (black) Φ=5*10 mm (1piece)</p>	<p>Bag C</p>	 <p>scale1: 1 C01 round wood (black) Φ=12*10 mm (2pieces)</p>
 <p>scale1: 1 C02 round wood (black) Φ=15*15 mm (1piece)</p>	 <p>scale1: 1 C03 round wood (black) Φ=20*15 mm (1piece)</p>	 <p>scale1: 1 C04 round wood (black) Φ=15*8 mm (1piece)</p>	 <p>scale1: 2 C05 round wood (black) Φ=2*50 mm (2pieces)</p>	 <p>scale1: 1 C06 round wood (black) Φ=2*28 mm (1piece)</p>	 <p>scale1: 2 C07wood (black) 37*20*2 mm (1piece)</p>	 <p>scale1: 1 C08 round wood (khaki) Φ=3*25 mm (3pieces)</p>	 <p>scale1: 1 C09wood (khaki) 15*15*2 mm (1piece)</p>
 <p>scale1: 1 C10wood (black) 20*9*1.5 mm (1piece)</p>	 <p>scale1: 2 C11wood (black) 40*7*1.5 mm (2pieces)</p>	 <p>scale1: 2 C12wood (black) 40*20*1.5 mm (1piece)</p>	 <p>scale1: 3 C13wood (wood color) 62*15*2 mm (1piece)</p>	 <p>scale1: 2 C14wood (white) 60*15*2 mm (1piece)</p>	 <p>scale1: 1 C15wood (white) 27*15*2 mm (3pieces)</p>	 <p>scale1: 2 C16wood (white) 35*15*2 mm (1piece)</p>	 <p>scale1: 1 C17wood (white) 27*19*2 mm (1piece)</p>

































Music Studio Materials List 43160914

Unit: mm (2/3)

 <p>scale1: 1 C18wood (wood color) 14*10*4 mm (1piece)</p>	 <p>scale1: 1 C19wood (wood color) 21*13*2 mm (1piece)</p>	 <p>scale1: 1 C20wood (wood color) 21*2*2 mm (1piece)</p>	 <p>scale1: 2 C21wood (light green) 39*12*2 mm (2pieces)</p>	 <p>scale1: 1 C22wood (light green) 12*8*2 mm (2pieces)</p>	 <p>scale1: 1 C23wood (wood color) 10*7*4 mm (2pieces)</p>	<p>Bag D</p>	 <p>scale1: 1 D01wood (black) Φ=15*2 mm (1piece)</p>
 <p>scale1: 1 D02wood (black) 13*13*2 mm (1piece)</p>	 <p>scale1: 1 D03wood (black) 18*4*2 mm (4pieces)</p>	 <p>scale1: 2 D04wood (black) 25*23*2 mm (2pieces)</p>	 <p>scale1: 2 D05wood (black) 42*5*1.5 mm (1piece)</p>	 <p>scale1: 2 D06wood (brown) 49*16*2 mm (1piece)</p>	 <p>scale1: 1 D07wood (brown) 11*4*1.5 mm (1piece)</p>	 <p>scale1: 1 D08wood (brown) 12*4*1.5 mm (1piece)</p>	 <p>scale1: 2 D09wood (black) 3.7*19*2 mm (1piece)</p>
 <p>scale1: 1 D10wood (black) 20*4*2 mm (1piece)</p>	 <p>scale1: 1 D11wood (beige) 14*11*1.5 mm (2pieces)</p>	 <p>scale1: 1 D12wood (beige) 19*14*1.5 mm (2pieces)</p>	 <p>scale1: 1 D13wood (white) 20*13*2 mm (1piece)</p>	 <p>scale1: 2 D14wood (white) 16*10*10 mm (1piece)</p>	 <p>scale1: 2 D15wood (pink) 45*15*2 mm (1piece)</p>	 <p>scale1: 3 D16wood (black) 75*45*2 mm (1piece)</p>	 <p>scale1: 3 D17wood (black) 90*17*3 mm (1piece)</p>
 <p>scale1: 3 D18wood (black) 69*3*3 mm (2pieces)</p>	 <p>scale1: 3 D19wood (black) 49*3*3 mm (2pieces)</p>	 <p>scale1: 3 D20wood (pink) 84*35*2 mm (1piece)</p>	 <p>scale1: 2 D21wood (black) 35*17*2 mm (1piece)</p>	<p>Bag E</p>	 <p>scale1: 2 E01wood (black) 35*17*2 mm (2pieces)</p>	 <p>scale1: 3 E02wood (black) 73*18*2 mm (1piece)</p>	 <p>scale1: 2 E03wood (white) 35*27*3 mm (2pieces)</p>
 <p>scale1: 4 E04wood (white) 113*5*3 mm (4pieces)</p>	 <p>scale1: 1 E05wood (white) 25*5*3 mm (2pieces)</p>	 <p>scale1: 4 E06wood (pink) 106*6*3 mm (2pieces)</p>	 <p>scale1: 3 E07wood (pink) 61*6*3 mm (1piece)</p>	 <p>scale1: 3 E08wood (pink) 73*21*3 mm (1piece)</p>	 <p>scale1: 5 E09wood (black) 108*25*2 mm (1piece)</p>	 <p>scale1: 5 E10wood (white) 130*5*3 mm (2pieces)</p>	 <p>scale1: 1 E11wood (white) 10*5*3 mm (3pieces)</p>
 <p>scale1: 5 E12wood (pink) 130*5*3 mm (2pieces)</p>	 <p>scale1: 1 E13wood (pink) 23*5*3 mm (3pieces)</p>	 <p>scale1: 1 E14wood (white) 95*5*3 mm (2pieces)</p>	 <p>scale1: 2 E15wood (white) 35*5*3 mm (2pieces)</p>	 <p>scale1: 4 E16wood (pink) 90*65*3 mm (1piece)</p>	<p>Bag F</p>	 <p>F01 iron wire (black) 35 cm (1piece)</p>	 <p>F02 iron wire (white) 80 mm (1piece)</p>

Music Studio Materials List 43160914

Unit: mm (3/3)

 <p>F03 iron wire(silver) 31cm (1piece)</p>	 <p>F04 iron wire(silver) 30 cm (1piece)</p>	 <p>F05 iron wire(green) 1.2 m (1piece)</p>	 <p>F06 iron wire(black) 31 cm (1piece)</p>	 <p>F07 bead(black) 15pieces</p>	 <p>F08 artificial plant(green) 2pieces</p>	 <p>F09 non-woven fabric(purple) 20*25 mm(1 piece)</p>	 <p>F10 non-woven fabric(white) 48*34 mm(1 piece)</p>
 <p>F11 paper(green) 100*110 mm(1piece)</p>	 <p>F12 paper(white) 30*90 mm(1piece)</p>	 <p>F13 cotton ball(green) 3pieces</p>	 <p>F14 cotton ball(dark green) 2pieces</p>	 <p>F15 rubber hose(transparent) 70 mm(1piece)</p>	 <p>F16 bead(white) 3pieces</p>	 <p>F17 cloth(white) 40*90 mm(1piece)</p>	 <p>F18 bead(black) 6pieces</p>
<p>Bag G</p>	 <p>G01 wooden bead (wood color) 1piece</p>	 <p>G02 paper rope(white) 60 cm (1piece)</p>	 <p>G03 paper(brown) 80*170 mm(1piece)</p>	 <p>G04 paper rope(pink) 60 cm (1piece)</p>	 <p>G05 cardboard(white) 90*100 mm(1piece)</p>	 <p>G06 flower powder(green) some</p>	 <p>G07 flower powder(pink) some</p>
 <p>G08 plastic bead(white) 1piece</p>	 <p>G09 plastic bead (transparent) 1piece</p>	 <p>G10 eyelet(silver) 1piece</p>	 <p>G11 stone some</p>	 <p>G12 cloth(pink) 60*67 mm(1piece)</p>	 <p>G13 wooden bead (wood color) 2pieces</p>	 <p>G14 wooden bead(brown) 1piece</p>	 <p>G15 paper(silver) 42*75 mm(1piece)</p>
 <p>G16 flower mud(green) 20*30*70 mm</p>							