



# T-REX PUZZLE IN EGG

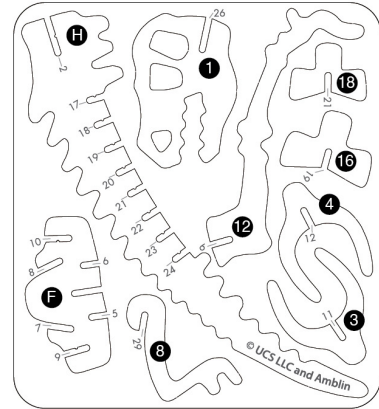
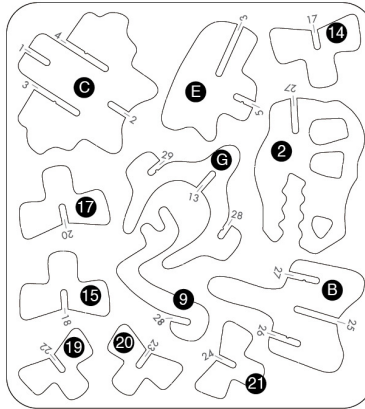
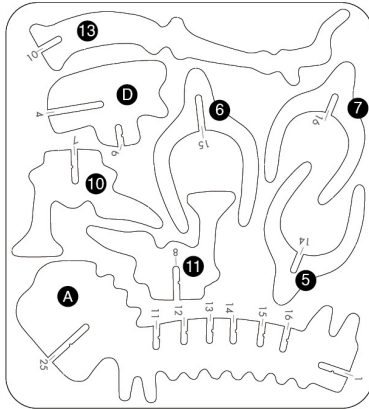
CRACK OPEN THE EGG,  
CONSTRUCT & PAINT YOUR DINOSAUR

ITEM NO. 100/92809 3+ YEARS



HUNTER LEISURE PTY LTD  
94 KEILOR PARK DRIVE  
TULLAMARINE VIC 3043  
AUSTRALIA  
www.hunterleisure.com.au

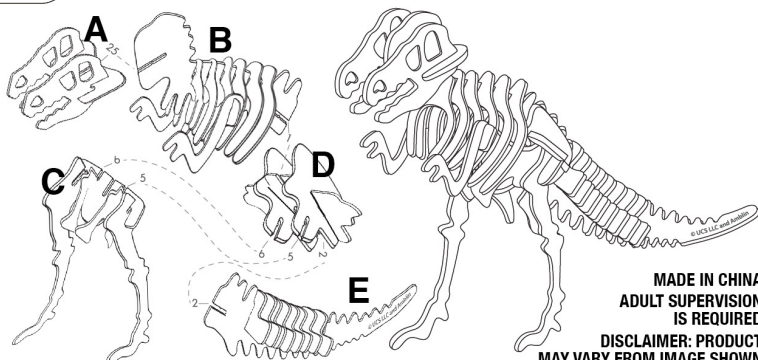
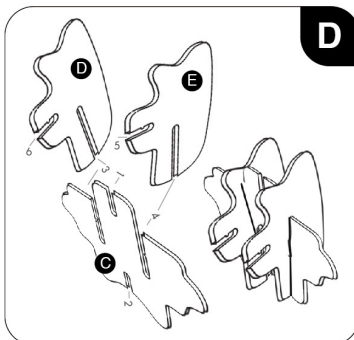
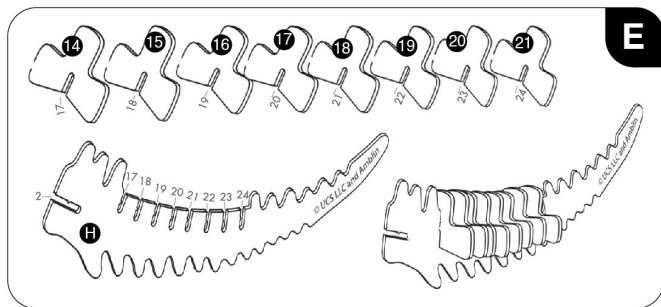
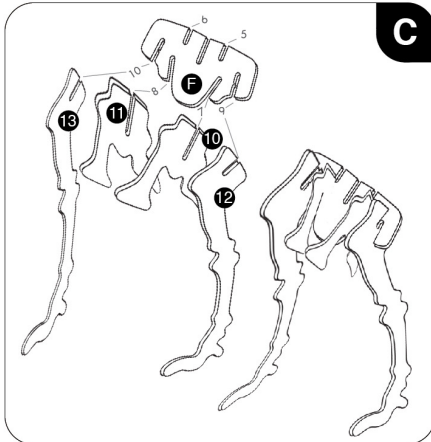
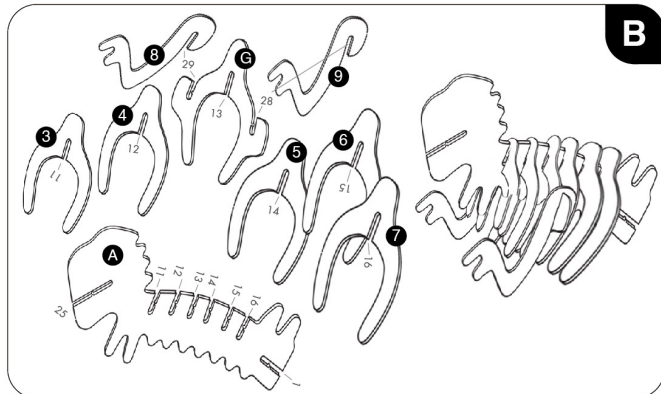
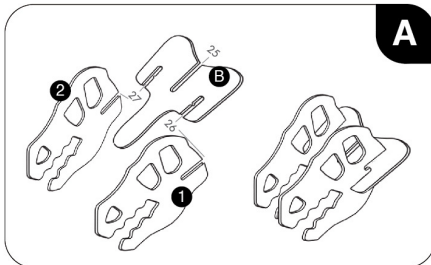
## CONTENTS



## INSTRUCTIONS

PLEASE READ THE INSTRUCTIONS CAREFULLY BEFORE ASSEMBLY

1. First push out each pre-stamped piece.
2. Get a general idea of which parts goes where.
3. Pick up two pieces which correspond with each other by number and assemble.
4. If connecting joints are loose, use glue (not included) to help join them together.
5. Follow the diagram below by constructing the five grouped sections together first & then join them as shown to construct your T-Rex dinosaur.



MADE IN CHINA  
ADULT SUPERVISION  
IS REQUIRED  
DISCLAIMER: PRODUCT  
MAY VARY FROM IMAGE SHOWN



**WARNING:**  
CHOKING HAZARD  
Not suitable for children under 3 years due to small parts

**ATTENTION:** ALL ART MATERIALS LIKE PAINT, MAY CAUSE STAINS. ALWAYS PROTECT CLOTHES, CARPET, WORK SURFACE, FURNITURE AND OTHER OBJECTS. ALWAYS USE A PROTECTIVE COVER TO PREVENT STAINS. WASH HANDS THOROUGHLY AFTER USE. **CAUTION:** RINSE EYES IMMEDIATELY IF THE PAINT COMES INTO CONTACT WITH THEM. IF IRRITATION PERSISTS, SEEK MEDICAL ATTENTION. ADULT SUPERVISION RECOMMENDED. DO NOT INGEST.

© Universal City Studios LLC and  
Amblin Entertainment, Inc. All Rights Reserved.