

anko

SHIATSU NECK & BACK MASSAGER



INSTRUCTION MANUAL

Model No.: LY-580A+1(AC)

IMPORTANT SAFETY INSTRUCTIONS

Please read these safety precautions carefully before using this product. Keep them for future reference and for new users who are not familiar with the product. Improper use of this product may result in damage to this or attached products. To ensure the product works well, please follow the following conditions:

WARNING:

- We recommend checking with your doctor before using the massager, especially if you have health problems.
- This product is not intended for medical use. It is intended only to provide comfortable massage.
- Carefully inspect the neck & back massager before each use for any wear or damage. Do not use the product if you notice wear or damage.
- Keep the neck & back massager away from sharp objects and do not pierce the product.
- Do not use the neck & back massager on people who are sensitive to heat.
- Make sure the unit's heating function is comfortable and you do not experience any type of burning.
- This appliance is not intended for use by persons (including children) with reduced physical, sensory or mental capabilities, or lack of experience and knowledge, unless they have been given supervision or instruction concerning use of the appliance, by a person responsible for their safety.
- This product has not been designed for use by children.
- Adult supervision is always required when children are near any electrical appliance.
- Make sure the neck & back massager is turned OFF and unplugged from the power source before cleaning.
- Spot clean with a damp clean cloth only.
- The device is only for personal, domestic use.
- This product has been designed for indoor use only.

- Do not use for longer than 15 minutes. If you would like to use longer, have a break every 15 minutes for 30 minutes, cool off in between use and then continue.
- Do not fall asleep while the product is in use.
- Keep the product and the cables away from water and other liquids. If the product does fall in water, immediately disconnect the power supply. Do not attempt to touch or pull the product out of the water when it is connected to a device that is connected to the main power supply.
- Never touch the product or the cables with wet hands.
- Do not put in fire and keep away from heat and heating devices.
- Do not replace the connector cable by yourself.
- If a fault occurs, do not attempt to repair the unit yourself. Contact the manufacturer or qualified service agent to prevent a hazard.
- Use only the provided USB cord to charge the neck & back massager.
- Do not use the neck & back massager on parts of the body that are swollen, injured or inflamed.
- If you experience any pain or discomfort while using the neck & back massager, stop using it immediately and seek advice from a doctor.
- You should not use the neck & back massager while pregnant.
- People with severe heart disease, hemorrhagic, sepsis and any type of fever should not use the neck & back massager.
- Do not use neck & back massager if you have diabetes, complications such as neuropathy or retinal damage, you have a pacemaker, recent surgery, epilepsy or migraines, herniated disks, spondylolisthesis, spondylolyses, recent joint replacements or IUDS, metal pins or plates.
- Do not remove or tamper with the internal components of the unit. It may cause malfunction and exclude the product from warranty.
- When neck & back massager is not in use, turn power off and unplug from the power source. Store in a dry, clean and safe place.
- Do not sit or apply too much body pressure / weight to the neck & back massager. Too much weight can cause damage to the product.

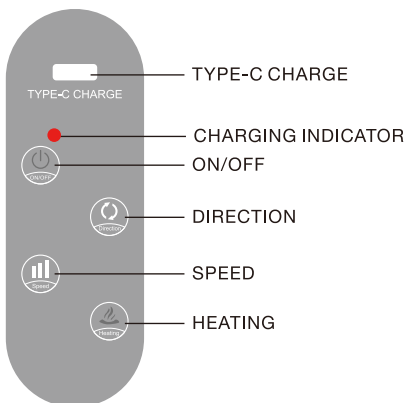
Charging the battery

- Insert the USB cable into the 'Type C Charging' jack on the product and the other end to a suitable USB power source (5V 2A).
 - The Red indicator light on the product will illuminate to indicate when the battery is charging.
 - The charge time is approx. 3 hours, the Red charge indicator light will turn to Green when the battery is fully charged.
-


Operation instructions

1. Make sure the massager is fully charged.
 2. Press the “⏻” button, this will activate the massage and warm function.
 3. Press “↻” button, to choose between clockwise and counter clockwise direction.
 4. The “|||” button allows you to choose between low, medium and high settings. Press the button each time to move through the three settings.
 5. Press “🔥” button, to deactivate the warm function; press again to activate the warm function.
 6. Press “⏻” to turn off the power and pull off plug after use.
-

Control panel diagram & Massage parts



Neck and shoulder



Back

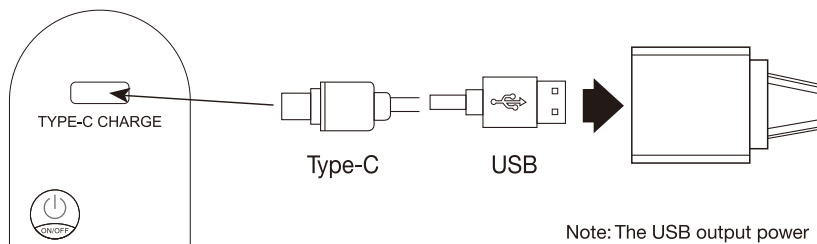


Waist



Leg

Charging method




Troubleshooting

Please refer to the following tips and solutions if you encounter problems during use.

Problem	Possible solution
Does not work	<ul style="list-style-type: none">● The Neck Back Massager battery needs recharging. Please use it after fully charged.
Suddenly stop working	<ul style="list-style-type: none">● The Neck Back Massager battery is drained and require recharging. Please use it after fully charged.● The max. use time is up. It will be auto. off after 15 mins.
A slight noise when working	<ul style="list-style-type: none">● It is normal to have the sound generated by the mechanical structure, not a malfunction.

About battery recycling

 Warning	To protect the environment, please remove the battery and recycle at your local recycle facility. Do not dispose the product with normal household waste.
--	---

Technical Data

Product Name: SHIATSU NECK & BACK MASSAGER

Model No: LY-580A+1(AC)

Input Voltage: DC 5V 2A

Battery Type: Rechargeable li-ion battery, 2000mAh, 3.7V×2



Made in China

12 Month Warranty

Thank you for your purchase from Kmart.

Kmart Australia Ltd warrants your new product to be free from defects in materials and workmanship for the period stated above, from the date of purchase, provided that the product is used in accordance with accompanying recommendations or instructions where provided. This warranty is in addition to your rights under the Australian Consumer Law.

Kmart will provide you with your choice of a refund, repair or exchange (where possible) for this product if it becomes defective within the warranty period. Kmart will bear the reasonable expense of claiming the warranty. This warranty will no longer apply where the defect is a result of alteration, accident, misuse, abuse or neglect.

Please retain your receipt as proof of purchase and contact our Customer Service Centre on 1800 124 125 (Australia) or 0800 945 995 (New Zealand) or alternatively, via Customer Help at Kmart.com.au for any difficulties with your product. Warranty claims and claims for expense incurred in returning this product can be addressed to our Customer Service Centre at 690 Springvale Rd, Mulgrave Vic 3170.

Our goods come with guarantees that cannot be excluded under the Australian Consumer Law. You are entitled to a replacement or refund for a major failure and compensation for any other reasonably foreseeable loss or damage. You are also entitled to have the goods repaired or replaced if the goods fail to be of acceptable quality and the failure does not amount to a major failure.

For New Zealand customers, this warranty is in addition to statutory rights observed under New Zealand legislation.

