

正面

210mm

anko

LED Disco Ball
Keycode: 43190409
Instruction manual



Instructions:

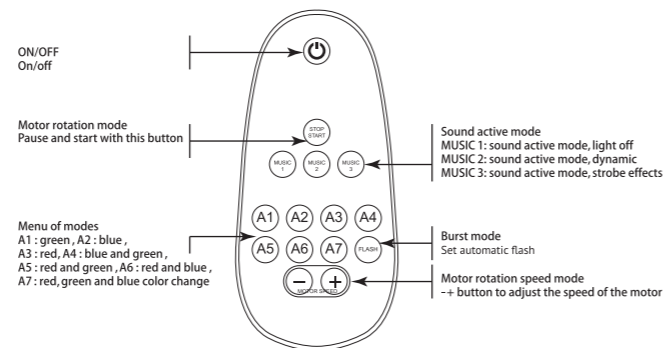
- Please read this product manual carefully.
- Do not touch the power supply or power cord with wet hands.
- Only use the included cable with the light.
- Use only a microfiber and dry cloth for cleaning the product.
- Operate carefully to not cause any damage by dropping or physical shocking it.
- Do not leave the product in excessive heat, high temperatures can cause the product to malfunction.
- The light source of this luminaire is not replaceable.
- When the light source reaches its end of life, the whole luminaire shall be replaced.

- If the external flexible cable or cord of this luminaire is damaged, it shall be replaced by a special cord or cord exclusively available from the manufacturer or his service agent.
- There's a built-in microphone inside the product, please place your music playing device near the product for better results.
- For indoor use only.

Packing list:

- LED Disco ball
- USB DC cable
- One light stand
- Two screws
- Remote control

Remote control function:




145mm

反面

210mm

How to use:


1. Use the screws to fix the stand.



2. You can put it on the desk or use a screw to fix on the wall.



3. Use the USB-DC cable to connect with the supply power hole.



4. Plug the USB cable into a free USB port or USB wall charger with 5V 1A output. Use the remote control to control the disco ball.

Note: Before use remote control, please insert 2xAAA batteries (Not included).