

anko


Foot Massager
LY-685A
User Manual



**PLEASE READ AND SAVE THESE
INSTRUCTIONS FOR FUTURE REFERENCE**

IMPORTANT SAFEGUARDS

Before using this appliance, read and follow all warnings and instructions in this manual, even if you are familiar with this product.

1. We recommend checking with your doctor before using the massager, especially if you have health problems.
2. This appliance is not intended for use by persons (including children) with reduced physical, sensory or mental capabilities, or lack of experience and knowledge, unless they have been given supervision or instruction concerning use of the appliance by a person responsible for their safety.
3. **DO NOT** use this product as a substitute for medical attention.
4. **DO NOT** use this product for more than 15 minutes at a time. Allow at least 15 minutes cool down period in between uses. Extensive use could lead to the appliance overheating and reduce the life of the product.
5. The unattended use of heat by children or incapacitated persons may be dangerous.
6.  This product is not to be used by very young children (0-3 years). Children under the age of three are not to use this appliance due to their inability to react to overheating.
7. This appliance must not be used by persons insensitive to heat and other very vulnerable persons who are unable to react to overheating if using the Heat Function.
8. This product is not intended for medical use. It is intended only to provide a comfortable massage. If you have any concerns regarding your health, consult your doctor before using this appliance.
9. Individuals with pacemakers should consult a physician before using this product.
10. In case of pregnancy, diabetes or illness, consult your doctor before using this product.
11. Massage should be pleasant and comfortable. Should pain or discomfort result, or if you experience pain in a muscle or joint for a prolonged period of time, stop use and consult your doctor.
12. Never use any massager on the face, open wounds, discoloured areas, areas of poor circulation or any areas of the body that are swollen, burned, inflamed or where skin eruptions or sores are present.
13. **DO NOT** use the machine while under the influence of alcohol, sleeping pills or sedatives.
14. It is normal to feel itching, tingling or see redness on area of the skin where the massager was used after use. These symptoms will soon disappear. However, if these symptoms remain for an extended period, we suggest you consult your doctor as there may be a more serious underlying issue.
15. To prevent bruising, **DO NOT** press too hard on the device.
16. **DO NOT** leave the appliance unattended when in use or plugged in.
17. Take care that children cannot touch the appliance when in use, and make sure they cannot reach and pull the power cord.
18. To protect against the risk of electric shock, do not immerse the appliance, cord or power supply in water or other liquids.
19. **DO NOT** use or store the product near sinks, baths or showers containing water or near running water.
20. **DO NOT** use in the bath, shower, spa, pool etc.
21. Always disconnect the power supply from the power point after use.

22. **DO NOT** use this appliance if it has been dropped or any part of the appliance (including cord or power adaptor) has been damaged.
23. The use of accessories not intended for use with this appliance may cause injuries to the user or damage to the appliance.
24. **DO NOT** place this unit on other appliances, on uneven surfaces or where it could be subject to heat sources (e.g. radiators or stoves), direct sunlight, excessive dust.
25. This appliance should not be placed near a hot gas or electrical burner or placed in a heated oven.
26. The appliance should always be switched off before disconnecting from the power supply. Never pull the cord to disconnect the power supply from either the appliance or the power point. Grasp the plug / adaptor body.
27. There are no user serviceable parts in this appliance.
28. If this appliance is to be used by a third party, please supply the instruction manual with it.
29. Children should be supervised to ensure that they do not play with the appliance.
30. Ensure children and babies do not play with plastic bags or any of the packaging.
31. **DO NOT** operate the appliance with wet hands or wet feet to reduce the risk of electric shock.
32. **DO NOT** carry the appliance by the power cord.
33. **DO NOT** use the appliance while sleeping or if feeling sleepy.
34. **DO NOT** use this product before bed. The massager has a stimulating effect and may delay sleep.
35. **DO NOT** use this product while in bed.
36. **DO NOT** use machinery or heavy equipment while using this appliance.
37. **DO NOT** cover the appliance while in use. The product will overheat and may cause fire, electrocution, damage to property or injury to persons.
38. Prolonged Heat application can result in skin burns.
39. This appliance is intended for human use only. Not for animals and pets.
40. **DO NOT** Allow Pets or Animals to Lie or Chew on this appliance or on the electrical cord etc.
41. Never reach or touch an appliance which has fallen into water. Unplug from the mains power point immediately.
42. Position the power supply cord properly so that it will not be walked on, tripped over or pinched by items placed on or against it.
43. **DO NOT** store or use the appliance near or in high temperature areas.
44. If the power supply or its supply cord is damaged, do not use. It must be disposed in order to avoid a hazard.
45. **ONLY** for indoor domestic use. Industrial or commercial use invalidates the warranty.
46. Only the power supply XH1200-2000WA supplied with the appliance can be used.
47. No liability can be accepted for any damage caused by non-compliance with these instructions or any other improper use or mishandling of appliance.
48. The appliance has a heated surface. Persons insensitive to heat must be careful when using the appliance.

**SAVE THESE INSTRUCTIONS
FOR HOUSEHOLD USE ONLY**

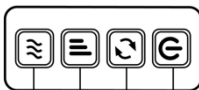

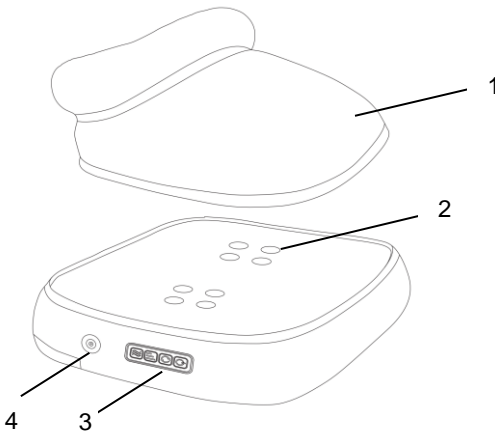
IMPORTANT

If you have any concerns regarding your health, consult your doctor before using this appliance. Individuals with pacemakers should not use this product. If you experience pain in a muscle or joint for a prolonged period of time, discontinue use and consult your doctor. Persistent pain could be a symptom of a more serious condition.

INTRODUCTION

- The rotating fingers are designed to massage your back and feet. You can easily attach it to your seat or simply use it on the floor at home or office to get continuous relief in a comfortable way, similar to that of a manual massage.
- The use of the massager can immediately improve the blood circulation in muscle tissue and give relief from fatigue.
- The heating function can also increase the sense of well-being when used in conjunction with the rotating massager fingers. It is ideal for a relaxing treatment.
- The ergonomic design allows easy handling and comfort.

KNOW YOUR FOOT MASSAGER WITH HEATER



d c b a

1. Detachable foot cover
2. Rotating massage fingers
3. Control panel
 - a. ON/OFF button
 - b. Forward/reverse button
 - c. Speed button
 - d. Warm button
4. Power DC socket
5. Power supply:
XH1200-2000WA






USE YOUR FOOT MASSAGER WITH HEATER

NOTE:

- The unit will automatically turn off after approximately 15 minutes.
 - Leave 15 minutes for the appliance to cool down in between uses.
 - Do Not use more than 2 times a day. (Total of 30 minutes per day) Always remember to turn off and unplug the appliance when not in use.
1. Attach the appliance to your seat or simply on the floor (with foot cover).
 2. Connect the power supply with the power DC socket of the massager, plug power supply into the power point, the massager is now in standby mode.
 3. Press "ON/OFF" button to enter automatic massage mode (positive and reverse auto switchover). The massager fingers will rotate the opposite way after every minute.
 4. Press the warm button to disable or enable warm mode.
 5. Press the "forward and reverse button" to change the massage direction of the fingers.
 6. Press the speed button to select a comfortable speed. There are a total of 3 speed settings.
 7. Press the power switch to turn off the appliance, and the machine will enter standby mode.
 8. After you have finished using the appliance, unplug the power supply and disconnect from the appliance.

CLEANING AND STORAGE

- After you have finished using the appliance, unplug the power supply and disconnect from the appliance.
- Do Not immerse the appliance in water, or any other liquid.
- The foot cover is 100% polyester and detachable, it can be unzipped and washed, please always follow the instructions:

	Do not bleach or use detergents with bleach.
	Do not iron.
	Do not dry clean.
	Do not tumble dry.
	Hand wash only in lukewarm water.

- Clean the other parts only with a soft, very slight damp sponge.
- NEVER allow water or any other liquids to come into contact with the appliance especially the power socket or power supply.
- NEVER use abrasive cleaners, solvents, steel wool, scouring pads, brushes, or strong chemicals that might or might not be flammable and/or damaging to the product to clean.
- Do Not wind the power supply cord around the appliance body as this will damage the cord over time. Simply loop the cable and place next to the appliance.
- Store the appliance safely in its box at a dry place.

TECHNICAL SPECIFICATION

Power supply input: 100-240V~ 50/60Hz, 0.8A

Voltage: 12Vd.c., 24W

12 Month Warranty

Thank you for your purchase from Kmart.

Kmart Australia Ltd warrants your new product to be free from defects in materials and workmanship for the period stated above, from the date of purchase, provided that the product is used in accordance with accompanying recommendations or instructions where provided. This warranty is in addition to your rights under the Australian Consumer Law.

Kmart will provide you with your choice of a refund, repair or exchange (where possible) for this product if it becomes defective within the warranty period. Kmart will bear the reasonable expense of claiming the warranty. This warranty will no longer apply where the defect is a result of alteration, accident, misuse, abuse or neglect.

Please retain your receipt as proof of purchase and contact our Customer Service Centre 1800 124 125 (Australia) or 0800 945 995 (New Zealand) or alternatively, via Customer Help at Kmart.com.au for any difficulties with your product. Warranty claims and claims for expense incurred in returning this product can be addressed to our Customer Service Centre at 690 Springvale Rd, Mulgrave Vic 3170.

Our goods come with guarantees that cannot be excluded under the Australian Consumer Law. You are entitled to a replacement or refund for a major failure and compensation for any other reasonably foreseeable loss or damage. You are also entitled to have the goods repaired or replaced if the goods fail to be of acceptable quality and the failure does not amount to a major failure.

For New Zealand customers, this warranty is in addition to statutory rights observed under New Zealand legislation.