

Customer Name: Kmart Australia		Box Size: W14.85 x H21cm	
Brand Name: ANKO		Box Type: IM	
Country:	Version: 2022	Color:	K
Item No: 865		Pantone:	
Date: 09Sep22 (updated product)		Designer: Jackson	

anko

Paint Your Own Frog

8+
years

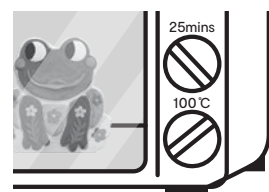
How To Paint

1




Clean the frog with a cloth and use the paintbrush to paint on it.

4



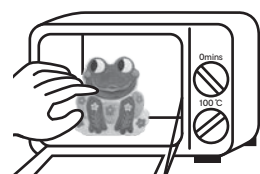
Bake the frog at 100°C / 212°F for about 25 minutes.

2



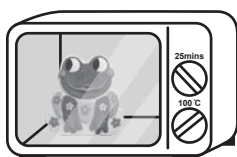
Dry the frog for 24 hours after you have finished painting.

5



Remove the frog out of your oven after cooling off.

3



Put the frog in a normal gas or electrical oven, NOT a microwave.

6



Your own frog is now complete.

DIRECTIONS:

1. Wear a protective apron or art smock at all times.
2. Refer to the packaging box as inspiration when painting, or create your own design.
3. Always use newspaper or a protective cover on your work area before you start painting.
4. Ensure the paint lids are closed after use.
5. Thoroughly wash the paint brush with water after each use and before dipping it into another paint tub.

DON'T:

1. Do not bake immediately after you have finished painting the frog as the paint takes time to dry off.
2. Do not remove the frog out of your oven immediately after baking as it is very hot.
3. Ensure to use a normal gas or electrical oven, NOT a microwave.

NOTE:

Mixing White and other colours will make a close shade to Pastel colours.

TIPS:

1. You can add a few drops of water to the paint if it looks too dry or sticky.
2. Freely mix up colours to create new ones.
3. Before the paint has dried, you can wipe off the colours with a tissue or wash the frog if you make a mistake. Please note: After you have baked the frog, the paint colours may not wash or wipe off easily.
4. To protect your colours, allow the frog to dry for one day before baking. If you bake them too soon, the colours will be dull.
5. Allow your frog to cool completely before using.

ATTENTION: ALL ART MATERIALS LIKE PAINT, MAY CAUSE STAINS. ALWAYS PROTECT CLOTHES, CARPET, WORK SURFACE, FURNITURE AND OTHER OBJECTS. ALWAYS USE A PROTECTIVE COVER TO PREVENT STAINS.
CAUTION: RINSE EYES IMMEDIATELY IF THE PAINT COMES INTO CONTACT WITH THEM. IF IRRITATION PERSISTS, SEEK MEDICAL ATTENTION.
CAUTION: ADULT SUPERVISION IS REQUIRED.
 PRODUCT MAY VARY FROM IMAGE SHOWN.
 PLEASE KEEP THE PACKAGING FOR FUTURE REFERENCE.

WARNING:
CHOKING HAZARD - Small parts.
 Not for Children under 3 years.

FRONT

BACK