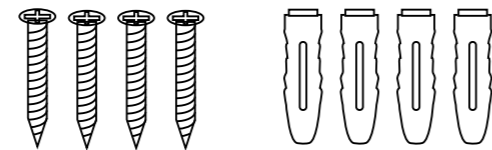



297mm


## Assembly Instructions

43226375 Broom holder with hooks



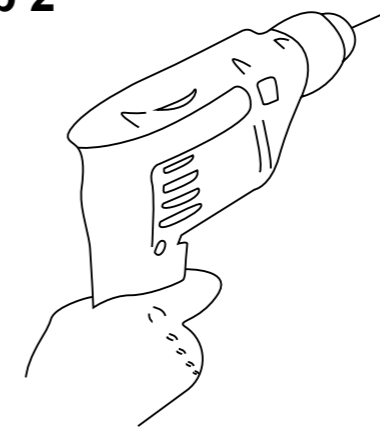
Product accessories

### Step 1




Mark 4 drilling positions on the wall

### Step 2




Drill a hole in each mark place

### Step 3



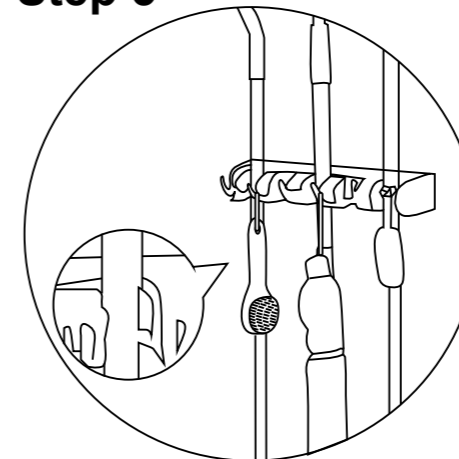
Install the plastic into the hole

### Step 4



Put the broom holder on the wall,  
tighten the screws

### Step 5



The installation is complete  
and can be used

210mm