

**12 month warranty**

Kmart Australia Ltd warrants your new product to be free from defects in materials and workmanship for the period stated above, from the date of purchase, provided that the product is used in accordance with the accompanying recommendations or instructions where provided. This warranty is in addition to your rights under the Australian Consumer Law.

Kmart will provide you with your choice of a refund, repair or exchange (where possible) for this product if it becomes defective within the warranty period. Kmart will bear the reasonable expense of claiming the warranty. This warranty will no longer apply where the defect is a result of alteration, accident, misuse, abuse or neglect.

Please retain your receipt as proof of purchase and contact our Customer Service Centre on 1800 124 125 (Australia) or 0800 945 995 (New Zealand) or alternatively, via Customer Help at kmart.com.au for any difficulties with your product. Warranty claims and claims for expense incurred in returning this product can be addressed to our Customer Service Centre at 690 Springvale Rd, Mulgrave Vic 3170.

Our goods come with guarantees that cannot be excluded under the Australian Consumer Law. You are entitled to a replacement or refund for a major failure and compensation for any other reasonably foreseeable loss or damage. You are also entitled to have the goods repaired or replaced if the goods fail to be of acceptable quality and the failure does not amount to a major failure.

For New Zealand customers, this warranty is in addition to statutory rights observed under New Zealand legislation.



**an**ko

## Blackhead Remover Pore Cleaner

### Operating instructions

includes:


- › 3 Transparent Suction Head
- › USB Charging Cable

TB-W2242

297

**WARNING** Do not dispose of unit in fire or water. • Never attempt to disassemble and reassemble. • Waste electrical products should not be disposed of with household waste, please recycle where facilities exist. • Check with your local authority for recycle advice. • Keep your device and all accessories out of the reach of children and animals. • Small parts may cause choking or serious injury if swallowed. • Avoid exposing your device to very cold or very hot temperatures (below 0°C or above 45°C). • Extreme temperatures can cause deforming of the device and reduce the charging capacity and life of your device. • Do not allow your device to get wet—liquids can cause serious damage. • Do not handle your device with wet hands.

**Product Overview**



transparent suction head

3 transparent suction head

display panel

on/off switch

one main engine

USB charging cable

**Product Specifications**

Charging Voltage: 5 V === 1 A  
 Input power: 2.5W  
 Type of Battery: Lithium-ion  
 Charging time: approximate 2 hours  
 Working time: 55-65min

**CHARGING THE DEVICE**

Charge the device before use.

- › Please charge the device for a minimum of 1 hour prior to using to extend the battery life.
- › Make sure the device is turned OFF.
- › Insert the USB cable into the USB charging port, then connected the USB charging cable into a USB power source(DC 5V 1A power source).
- › While charging, the charging indicator lights up in twinkle. When the battery is fully charged, the charging indicator will light up all the time.
- › Charging the device takes approximately 2 hours. When the battery is fully charged, the device can be used continuously for 55-65min.

**Instruction**

Notes: In order to operate this product correctly, please read the following carefully before use.

- › First, turn on the product by holding the switch button for 2 seconds, then put the machine in the corner of the eye, nose, lips and other parts of care, according to the need to adjust the machine gear. Manipulation: suck the position where the skin needs to be raised and pull it up quickly so as to repeatedly operate the position. After cleaning up, turn off the product by holding the switch button for 2 seconds.

**Daily Skincare**

- › Cleanse and dry your face.
- › Prior to using, use a facial steamer or hot towel on the treatment area to open your pores.
- › Choose the suitable suction head. For the best result, start with lowest setting and rise the power level gradually.
- › Move the appliance slowly in one direction and frequency around the tip of the nose.
- › Do not hold the machine in one place for more than 2 seconds.
- › After using, apply a facial mask. It is suggested to use cold steamer or cold towel together with moisturizer or other skincare products after the treatment.

**Cleaning & Maintenance**

- › Cleaning 1 or 2 times a week is recommended.
- › Before cleaning, make sure this product is turned off.
- › Do not immerse the product in water for cleaning. clean the appliance with dry cloth or with a cloth moistened with water
- › Do not use any lubricants, cleaners, polishes, solvent or air fresheners on this product.


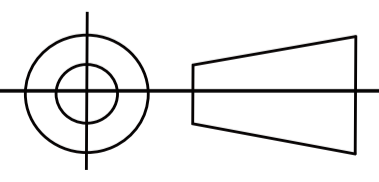
Note: it is normal that your skin might appear red after using the pore cleaner. The temporary redness will reduce within a few hours, depending on your skin type. If the redness lasts more than 3 days, seek medical assistance.

**⚠️WARNING**

- › Immediately stop using if your skin becomes irritated or you become unwell and seek medical assistance.
- › This appliance should not be used by person with reduced physical, sensory or mental abilities (including children).
- › Remove battery if the product will not be used for an extended period.
- › Keep out of reach of children.
- › Do not disassemble the main body.
- › Do not place the appliance in hot or humid environment for a prolonged period of time.

**BATTERY DISPOSAL**

- › If the Pore Cleanser is to be disposed the batteries should be removed from the appliance before it is scrapped. The device must be disconnected from USB power when removing the battery. The battery should be disposed safely. Used batteries should be taken to a recycling facility and not disposed with normal household waste.
- › IMPORTANT: Always fully discharge the batteries before removal and ensure the USB charging cable is disconnected from power.

名称	TB-2242 说明书			审核	GRC
尺寸	297*210mm	订单包材			
材质	80G书写纸	订单编号	GRC220370303	日期	2022/11/23
工艺			单位	设计	杨婷
颜色	单黑印刷		毫米	料号	
其他	左右2对折再上下对折74*105MM				