

297

anko

**12 month warranty**

Kmart Australia Ltd warrants your new product to be free from defects in materials and workmanship for the period stated above, from the date of purchase, provided that the product is used in accordance with the accompanying recommendations or instructions where provided. This warranty is in addition to your rights under the Australian Consumer Law.

Kmart will provide you with your choice of a refund, repair or exchange (where possible) for this product if it becomes defective within the warranty period. Kmart will bear the reasonable expense of claiming the warranty. This warranty will no longer apply where the defect is a result of alteration, accident, misuse, abuse or neglect.

Please retain your receipt as proof of purchase and contact our Customer Service Centre on 1800 124 125 (Australia) or 0800 945 995 (New Zealand) or alternatively, via Customer Help at kmart.com.au for any difficulties with your product. Warranty claims and claims for expense incurred in returning this product can be addressed to our Customer Service Centre at 690 Springvale Rd, Mulgrave Vic 3170.

Our goods come with guarantees that cannot be excluded under the Australian Consumer Law. You are entitled to a replacement or refund for a major failure and compensation for any other reasonably foreseeable loss or damage. You are also entitled to have the goods repaired or replaced if the goods fail to be of acceptable quality and the failure does not amount to a major failure.

For New Zealand customers, this warranty is in addition to statutory rights observed under New Zealand legislation.

**WARNING** Do not dispose of unit in fire or water. • Never attempt to disassemble and reassemble. • Waste electrical products should not be disposed of with household waste, please recycle where facilities exist. • Check with your local authority for recycle advice. • Keep your device and all accessories out of the reach of children and animals. • Small parts may cause choking or serious injury if swallowed. • Avoid exposing your device to very cold or very hot temperatures (below 0°C or above 45°C). • Extreme temperatures can cause deforming of the device and reduce the charging capacity and life of your device. • Do not allow your device to get wet—liquids can cause serious damage. • Do not handle your device with wet hands.

## Face and Body Trimmer

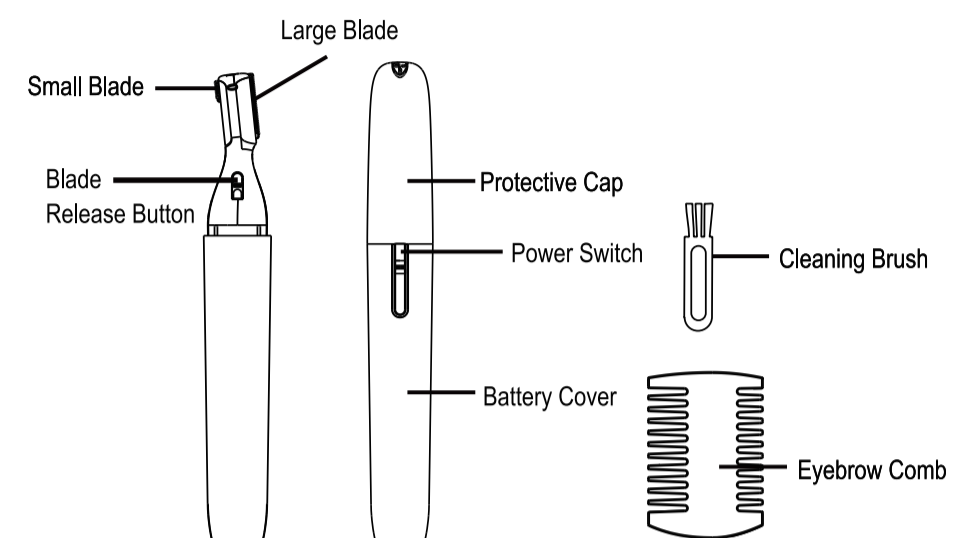
### Operating instructions

includes:

- › Cleaning Brush
- › Eyebrow Comb



TB-1658A

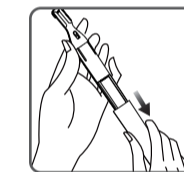
**Product Overview****Product Specifications**

Rated Voltage: DC 1.5V

Type of Battery: AAA 1.5V x 1 (not included)

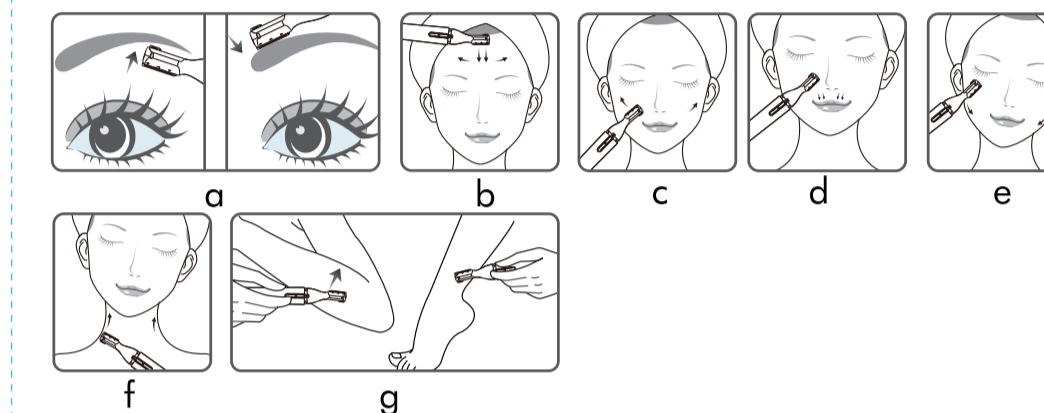
**Instruction**

Notes: In order to operate this product correctly, please read the following carefully before use.  
 > Ensure the appliance is switched off before you install the battery. Remove the Protective Cap. With one hand hold the area below the trimmer blade (do not slide the Power Switch accidentally), and with the other hand remove the Battery Cover. Insert 1 AAA battery according to the battery compartment instructions, and put the Battery Cover back on (battery is not included).

**Daily Skincare**

- › Select the appropriate blade size and slide the Power Switch to "On" to turn the appliance on.
- › Hold the appliance and place the Blade on the area you want to trim. Slowly move the blade against hair growth direction. Trim different areas as recommended.


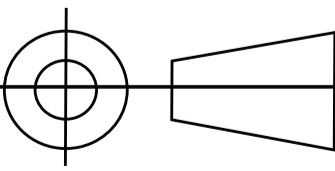
- a) Eyebrows  
Use the Large Blade to trim above the eyebrows, move the blade slowly until you are satisfied with the length. Use the Small Blade to trim under the eyebrows.
- b) Forehead  
Move the Blade from the hairline to the center of the forehead.
- c) Cheeks  
Move the Blade from the center of the face to the ear.
- d) Upper lip  
Stretch your upper lip and trim downwards.
- e) Sideburns  
Decide on the length of the sideburns and trim downwards.
- f) Neck  
Hold the skin with your fingers and move the Blade upwards.
- g) Hands, arms, and legs  
Move the Blade against hair growth.

**Cleaning & Maintenance**

- › Make sure the appliance is turned off before cleaning.
- › Clean the appliance surface with a dry cloth or with a cloth moistened with water. The removable blade should be cleaned with a cleaning brush and then rinsed with water.
- › Never use lubricant, detergent, polishing agents or air freshener on this appliance.
- › Never use towels, paper towels, and wire ball sponge to clean the trimmer blade.
- › This product is not water resistant. Do not immerse trimmer in water for cleaning.

**⚠WARNING**

- › Immediately stop using if your skin becomes irritated or you become unwell and seek medical assistance.
- › This appliance should not be used by person with reduced physical, sensory or mental abilities (including children).
- › Remove battery if the product will not be used for an extended period.
- › Keep out of reach of children.
- › DO NOT disassemble the main body.
- › Do not place the appliance in hot or humid environment for a prolonged period of time.

名称	TB-1658A 说明书			审核	GRC
尺寸	297*210mm				
材质	80G书写纸	订单包材		日期	2022/09/13
工艺		订单编号	GRC220370103		
颜色	单黑印刷		单位	设计	杨婷
其他	左右对折3折再上下对折37*105MM		毫米		