


Easy as 1-2-3 Assembly Instruction

Guest Bed KA-GB01


How to set-up

1




Stand the guest bed with the strap-side facing up. Unfasten strap to unfold.

2



Place the frame on the floor facing down and place mattress off to the side.

3



Place all legs upright and rotate the leg support hooks to lock into place.

4



Turn the frame to the upright position so the legs are stable and secure.

5



Secure the mattress to the frame with the elastic band at each end.

6



Enjoy the comfort of your new guest bed!

How to take-down


1




2



3



4



5



6



Return Policy

Need more help?

Get in touch so we can help you out.

AU: 7am - 5pm AEST Monday - Sunday (including public holidays)

NZ: 9am - 7pm AEST Monday - Sunday (including public holidays)

1800 051 800

We also have a dedicated phone service for our senior customers and customers with a disability:

1800 442 100

General enquiries:

Store queries and store experience feedback

Product queries

7am - 6pm AEST Monday - Friday (except public holidays)

Love it! Share it! kmart.com.au