


尺寸：80*100MM

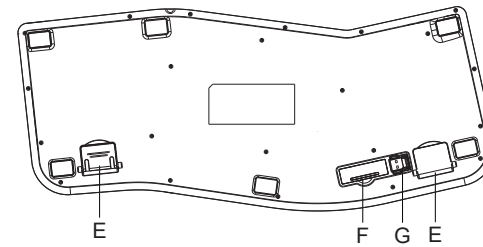

Quick Guide

WIRELESS ERGO KEYBOARD



Model: 43241750

Keyboard Product Overview



- A. Windows key
B. Num lock indicator
C. Caps lock indicator
D. Low battery indicator
E. Keyboard scaffold
F. Battery compartment
G. USB receiver is at the back

Keyboard Specifications

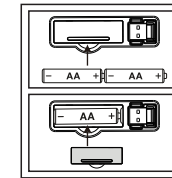
- Model No: 43241750
- Transmission mode: 2.4GHz
- Keys: 105 keys
- Product Size: 501*212*41.5MM
- Product Weight: about 1105g
- Working Voltage: 3V (AA 1.5V*2)
- Working Current: 6-15mA
- Working Distance: up to 8 meters
- Support System: WinXP/ Win7/Win8/ Win10 etc.

Install the Batteries

2XAA alkaline batteries needed (not included)

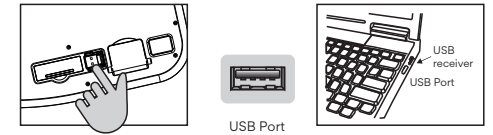
Install Battery in the Keyboard

- Step1: Remove the battery compartment cover on the bottom of the keyboard by squeezing the cover in from the tab to release it
Step2: Insert the batteries as shown inside the battery compartment
Step3: Replace the cover



Connecting the Receiver

Pls insert the USB receiver into the USB port of your computer or laptop. (* USB nano receiver is inserted on the back of the keyboard.



The connection will be done automatically after 1-3 seconds.

Multimedia Hotkeys Functions

- | | |
|----------------------|--------------------|
| FN+ESC Music | FN+F7 Homepage |
| FN+F1 Play/Pause | FN+F8 Search |
| FN+F2 Previous Track | FN+F9 Favorite |
| FN+F3 Next Track | FN+F10 Mailbox |
| FN+F4 Volume Down | FN+F11 Calculator |
| FN+F5 Volume UP | FN+F12 My computer |
| FN+F6 Mute | |

Remarks:
Some hotkeys function may not work because of the different devices system or application compatibility.

Power-Save function

The keyboard will automatically power off when not in use. When the low battery indicator lights up on the keyboard, please replace the batteries.

Cleaning and Maintenance

Unplug or turn off the product before cleaning it. Only use a soft, dry cloth for cleaning the product; do not use a damp cloth. Never clean with industrial strength polish, wax, benzene, paint thinner, air freshener, lubricant, detergent or other chemicals. Wipe off any moisture, dirt or dust on the power plug pins with a clean, dry cloth.

Disposal

Always dispose the used appliance at a recycling center. Do not dispose the used appliance together with the household waste.

Note:
Due to 2.4G wave technology adoption, the connection can be subject to interference from obstacles, like walls, metals, or other electronic devices. Please keep the space between the keyboards and the USB receiver free of obstacles. In line with the policy of continuous development, the manufacturer reserves the right to amend the specifications without prior notification.

The illustrations in this user manual are for reference only. Please operate according to the real design.

General Safety Warnings

- Make sure the location for the product is well ventilated, and away from damp and cold, protected from overheating and away from direct sunlight, away from moisture drips or splashes and protected from excessive dust or grease.
- Do not place the product set near heat sources (eg. radiators, stoves, electrical equipment, amplifiers).
- Do not place containers with liquids (eg. vases) or with small metallic objects on top of the product.
- Do not place any naked flame sources (eg. lit candles, cigarettes) on the product.
- Supervise young children to ensure they do not play with the product. When removing or replacing batteries, make sure to keep them out of reach of infants and children.

Notes on batteries

Only use top-quality batteries. Cheap batteries could leak and damage the device as a result.
If the batteries leak, remove them with a cloth and dispose of them accordingly.



Ensure that leaking battery acid does not come into contact with skin and eyes. If you do get battery acid in your eyes, flush them thoroughly with lots of water and consult a physician immediately! If battery acid comes in to contact with your skin, wash the affected area with lots of water and soap.

If the device is not to be used for an extended period of time, then the batteries should be removed, as the device could become damaged should they leak. If the device functions weaken, replace all batteries. Batteries do not belong in household waste! Expired batteries must be disposed, of in an environmentally friendly way and according to the applicable legal regulations.

Batteries are very dangerous if swallowed. Please keep the batteries and the device components away from children at all times. If a battery is swallowed, seek medical attention immediately.

Batteries must not be recharged or activated with other means, dismantled, thrown into fire or short-circuited.

Remove the batteries prior to disposing of the device.