

USER MANUAL

43243877

Bluetooth Clip Speaker_ IM_V

Artwork Proof Date: 26.8.2022

PAPER:


80gsm Bright white uncoated paper
80gsm 书写纸

PRINT COLOURS:

BLACK	GREY
C:0 M:0 Y:0 K:100	C:0 M:0 Y:0 K:70

PRINT FINISH:

Double sided



12 month warranty

Thank you for your purchase from Kmart.
Kmart Australia Ltd warrants your new product to be free from defects in materials and workmanship for the period stated above, from the date of purchase, provided that the product is used in accordance with the accompanying recommendations or instructions where provided. This warranty is in addition to your rights under the Australian Consumer Law. Kmart will provide you with your choice of a refund, repair or exchange (where possible) for this product if it becomes defective within the warranty period. Kmart will bear the reasonable expense of claiming the warranty. This warranty will no longer apply where the defect is a result of alteration, accident, misuse, abuse or neglect. Please retain your receipt as proof of purchase and contact our Customer Service Centre on **1800 124 125 (Australia)** or **0800 945 995 (New Zealand)** or alternatively, via Customer Help at **kmart.com.au** for any difficulties with your product. Warranty claims and claims for expense incurred in returning this product can be addressed to our Customer Service Centre at 690 Springvale Rd, Mulgrave Vic 3170. Our goods come with guarantees that cannot be excluded under the Australian Consumer Law. You are entitled to a replacement or refund for a major failure and compensation for any other reasonably foreseeable loss or damage. You are also entitled to have the goods repaired or replaced if the goods fail to be of acceptable quality and the failure does not amount to a major failure. For New Zealand customers, this warranty is in addition to statutory rights observed under New Zealand legislation.

WARNING › Do not dispose of unit in fire or water. › Never attempt to disassemble and reassemble. Waste electrical products should not be disposed of with household waste, please recycle where facilities exist. Check with your local authority for recycle advice. › Keep your device and all accessories out of reach of children and animals. Small parts may cause choking or serious injury if swallowed. › Avoid exposing your device to very cold or very hot temperatures (below 0°C or above 40°C). › Extreme temperatures can cause deforming of the device and reduce the charging capacity and life of your device. › Do not allow your device to get wet, liquids can cause serious damage. Do not handle your device with wet hands.

The Bluetooth® word mark and logos are registered trademarks owned by Bluetooth® SIG, Inc., and any use of such marks by KMART AUSTRALIA is under licence.
iPhone, iPad and Mac is a trademark of Apple Inc., registered in the U.S. and other countries.



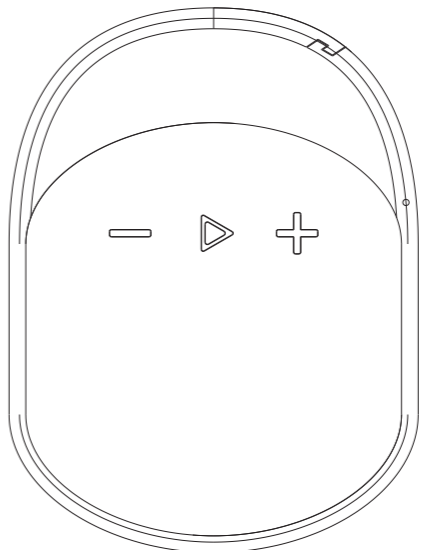
105 mm

anko

Bluetooth® Clip Speaker User Manual

What's Included:

- › Wireless Speaker x 1
- › Micro USB Charging Cable x 1
- › User Manual x 1



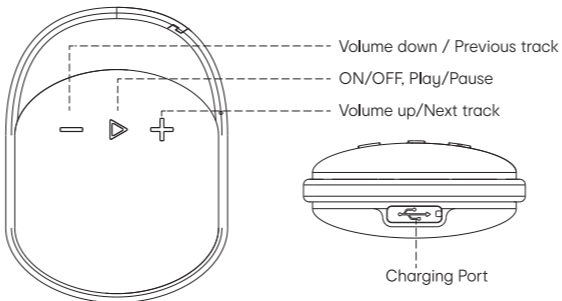
148.5 mm

43-243-877

Warning

- › Battery cannot be subjected to high or low extreme temperatures, low air pressure at high altitude during use, storage or transportation.
- › Risk of explosion if battery is replaced by an Incorrect type. Dispose of used battery according to the instructions.
- › Replacing battery with an incorrect type will bypass built-in safeguards.
- › Disposal of a battery into fire, or mechanically crushing or cutting a battery could result in an explosion.
- › Leaving a battery in an extremely high temperature surrounding environment could result in an explosion.
- › A battery subjected to extremely low air pressure could may result in an explosion or the leakage of flammable liquid or gas.
- › Do not hang up the speaker over 2 meters.
- › Do not expose the device to direct sunlight, heat or flame.
- › Damage, shock, and/or injury can occur if these warnings are not heeded.
- › Device may become warm while charging.
- › Make sure you always turn the product off and the power outlet off completely before unplugging the product.
- › Make sure the product has plenty of ventilation.
- › Do not press the buttons too hard as it could damage the product.
- › Only use dry cloth to keep product clean from dust.
- › Never try to repair this product yourself, take it to a certified technician. Trying to remove panels or repairing the unit yourself could lead to electric shock. When the unit is not in use, make sure it is correctly turned off and stored in a cool dry place.
- › Avoid dropping the product, as harsh impacts could damage the product.
- › This product shall be supplied by a power source not exceeding 15W only during normal & abnormal condition.

Function overview



Power ON/OFF:

Press and hold ON/OFF button. The indicator will flash.

Bluetooth Paring:

- › When the unit is powered on, the indicator flashes rapidly, indicating it is ready to pair with a Bluetooth device.
- › "Search for "KM43243877" and connect from the Bluetooth menu on the media device.
- › Once the Speaker is successfully paired and connected, the indicator light remains on and you can play music through the speaker. When playing music, the indicator light will flash blue.

Pause and resume Playback:

Press Play/Pause button to start playback or pause music from your media device.

Skip Track:

Press the Plus or Minus key once to skip the track.

Adjusting the volume:

Press and hold the Plus or Minus key to increase and decrease the speaker volume.

Charging:

- › Please use provided USB cable for charging. Plug one side to the USB port of the unit and the other side connect with the PC, wall charger or other 5V charging devices.
- › The indicator light will be red when charging and will turn off after full charged.
- › Do not use the unit when charging.

Receive and end Call:

- › In Bluetooth mode the speaker will automatically pause the playback when there is an incoming call. To answer/hang up the call, press the Play/Pause button.
- › To reject the call, press and hold the Play/Pause button for 2 seconds.
- › Double press Play/Pause to redial the last dialed number.

Specification

- › **BT version:** 5.1
- › **Speaker:** 4Ω 3W
- › **Frequency:** 20Hz~20kHz
- › **Charging voltage:** DC 5V
- › **Battery:** 400mAh 3.7V
- › **Working time:** 2~3H
- › **Charging time:** 1~2H