

INSTRUCTIONS FOR LIGHT UP BOCCE BALL

Keycode: 43268771

WARNING! Abuse of the product is strictly prohibited. Once the product is found to be cracked or damaged, please stop using it immediately.

WARNING! Bocce balls are heavy projectiles. Make sure the outdoor court and throwing area are clear of people, pets or obstacles prior to each throw and never stand in an area where the balls might land. **Never play indoors to avoid injury.**

WARNING! This game is recommended for ages 6+ and children should ALWAYS be closely supervised by adults while playing.

WARNING! When playing at night, always know your surroundings and never play in unsafe areas.

WARNING! It is strictly forbidden to hit hard objects with the balls.

WARNING! It is strictly forbidden to hit each other with balls.

WARNING! Do not use on hard surfaces, such as concrete or wooden floors.

WARNING! The product is only for the bocce ball game. Cannot be used as any other ball games. It is strictly forbidden to hit the ball with sticks.

WARNING! Keep away from water sources during use. Keep dry when storing. The product is easily damaged after being exposed to moisture.

WARNING! The supply terminals are not to be short-circuited.



WARNING: BUTTON CELL BATTERIES ARE HAZARDOUS (NEW OR USED). KEEP AWAY FROM CHILDREN. BUTTON CELL BATTERIES CAN CAUSE SEVERE OR FATAL INJURIES IN 2 HOURS OR LESS IF THEY ARE SWALLOWED OR PLACED INSIDE ANY PART OF THE BODY. IF YOU SUSPECT YOUR CHILD HAS SWALLOWED OR INSERTED A BUTTON CELL BATTERY, CALL THE 24HOUR POISONS INFORMATION CENTRE IN AUSTRALIA ON 131126 OR IN NEW ZEALAND 0800 764 766 OR CONTACT YOUR COUNTRY'S EMERGENCY DEPT. USED BATTERIES MUST BE DISPOSED OF IN THE GARBAGE OR A BATTERY RECYCLE FACILITY.



THIS PRODUCT CONTAINS
BUTTON CELL BATTERIES
SCAN THE QR CODE FOR
MORE INFORMATION.




To activate the light, press and hold down firmly on the ball's center button for 2 seconds. Repeat to deactivate.

Replacing the Batteries:


Using the tool(not included) to unscrew the bocce ball cap and pull out the LED module.



To replace batteries, use a pencil or other pointed object to push out the old batteries.



Insert 2 new CR2032 batteries with “+” sides matching the orientation shown.



Push the LED module back into the bocce ball cap by aligning the black tabs on the LED module with the two openings on the cap as shown. Then screw the cap back onto the bocce ball and tighten it firmly. It is normal that you find the screw can still turn after tightening.



Troubleshooting Tips:

If your bocce ball will not turn on, try below methods to get it working again.

- Make sure you are pressing for 2 seconds to activate the LED.
- Ensure the bocce ball cap is properly tightened so that the activation button on the ball cap can make proper contact with the LED module inside.
- If the batteries are drained, follow the provided battery replacement instructions and ensure the batteries and LED module are placed correctly as shown.

Changing the Batteries:

Each LED bocce ball requires two CR2032 coin batteries. The batteries are not to be recharged. Please follow the instructions to replace batteries if the product is found to be run of battery. Only use 3 volt CR2032 lithium cell batteries. Do not mix old and new batteries.

Bocce Ball Game Rules

Included:

- 8 x bocce balls: 2 red/2 green/2 blue/2 yellow
- 1 x white Jack ball
- 1 x measuring device

Game Objective:

The object is to throw your bocce balls closer to the Jack ball than your opponent. The first team to reach 12 points wins the game (must win by 2).

Free Play Rules:

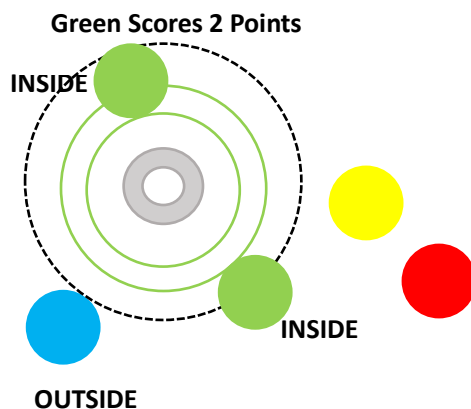
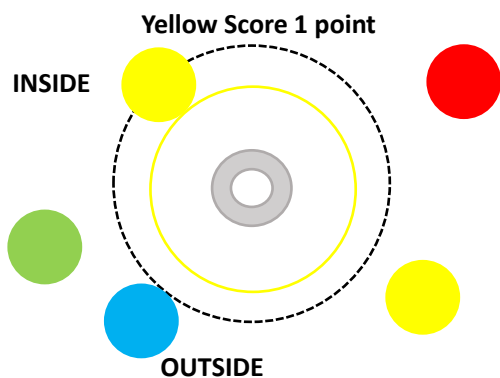
With Free Play Bocce, the rules and setup are much easier when you do not have a court to play on. Games can be played on any soft surface. 2-4 players can participate, with each player getting 2 balls of the same color. A coin flip decides which player throws the Jack Ball first.

Jack Ball Throw:

The Jack Ball is the first ball put into play after the coin toss. It is tossed underhand within a reasonable distance. Once the Jack Ball is in play, it can be knocked anywhere on the desired playing field.

Game Play & Scoring:

- All balls are thrown underhand.
- Players alternate throwing their bocce balls in order until all balls are thrown.
- Once all bocce balls have been thrown at the Jack Ball, calculate the scoring for that frame.
- The player with the ball closet to the Jack Ball gets 1 point. If the second closet ball is also theirs, they get 2 points. Only 1 player scores per frame.
- If a bocce player is touching the Jack Ball, it is often known as a “kiss” and is awarded 2 points if they remain touching at the end of the frame.
- The winning player is the first to reach 12 points and you must win by 2.



Care:

- These balls will wear over time. Scuff marks are only superficial however and will not affect game play. We recommend only playing on soft surface.
- Prolonged exposure to water resources can lead to damage so never leave them out in the rain or elements. **ALWAYS USE AND STORE IN A DRY PLACE.**
- The balls must always be stored indoors and keep dry when not in use.
- Ensure all the bocce balls are turned off before storage to avoid drained batteries.

MADE IN CHINA

FOR AU / NZ: IMPORTED FOR KMART
STORES IN AUSTRALIA AND NEW ZEALAND.