

# Assembly Instructions

## 43269587 MARBLE LOOK SHADOW BOX

### CARE INSTRUCTIONS:

WIPE CLEAN WITH A DRY CLOTH. DO NOT USE ABRASIVE MATERIALS AND SOLVENTS. CHECK AND TIGHTEN ALL PARTS REGULARLY. KEEP AWAY FROM WATER AND DIRECT SUNLIGHT. DO NOT PLACE HOT ITEMS SUCH AS COFFEE CUPS DIRECTLY ON THE SURFACE. STORE IN A DRY PLACE. FOR INDOOR AND DOMESTIC USE ONLY



### WARNING:

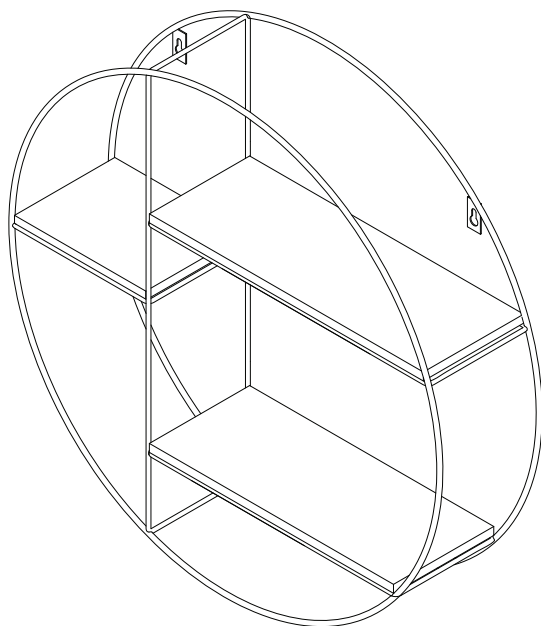
DO NOT STAND OR SIT ON THIS ITEM. DO NOT USE UNTIL ALL SCREWS ARE FIRMLY SECURED.

ADULT ASSEMBLY REQUIRED. FAILURE TO FOLLOW THESE WARNINGS COULD RESULT IN SERIOUS INJURY.

**MAXIMUM LOADING WEIGHT: 7KG .**

### Hardware list

	A	3.5x40mm	2pcs
	B		2pcs



### Step 1:

