

# Bestway®

www.bestwaycorp.com

## 43270446

FOR AU / NZ: IMPORTED FOR KMART  
STORES IN AUSTRALIA AND NEW ZEALAND.

©2023 Bestway Inflatables & Material Corp.

All rights reserved/Tous droits réservés/Todos los derechos reservados/Alle Rechte vorbehalten/Tutti i diritti riservati

Trademarks used in some countries under license from/

Marques utilisées dans certains pays sous la licence de/

Marcas comerciales utilizadas en algunos países bajo la licencia de/

Die Warenzeichen werden in einigen Ländern verwendet unter Lizenz der/

Marchi utilizzati in alcuni paesi concessi in licenza a

**Bestway Inflatables & Material Corp., Shanghai, China**

Manufactured, distributed and represented in the European Union by/

Fabriqué, distribués et représentés dans l'Union Européenne par/Fabricado, distribuido y representado en la Unión Europea por/

Hergestellt, vertrieben und in der Europäischen Union vertreten von/Prodotto, distribuito e rappresentato nell'Unione Europea da

**Bestway Europe S.p.a., Via Resistenza, 5, 20098 San Giuliano Milanese (Milano), Italy**

Distributed in Latin America by/Distribué en Amérique latine par/Distribuido en Latinoamérica por/Distribuido na América Latina por

**Bestway Central & South America Ltda, Salar Ascotan 1282, Parque Enea, Pudahuel, Santiago, Chile**

Distributed in Australia & New Zealand by **Bestway Australia Pty Ltd, Unit 2/98-104 Carnarvon St Silverwater, NSW 2128, Australia**

Tel: Australia: +61 2 9037 1388; New Zealand: 0800 142 101

Distributed in United Kingdom by **Bestway Corp UK Ltd, 8 Wentworth Road, Heathfield Industrial Estate, Newton Abbot, Devon, TQ12 6TL**

Exported by/Exporté par/Exportado por/Exportiert von/Esportato da

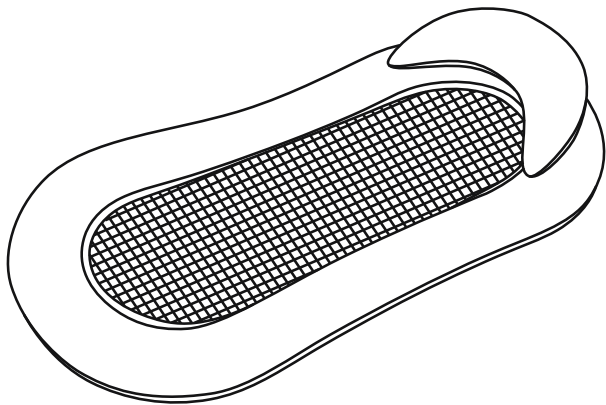
**Bestway (Hong Kong) International Ltd./Bestway Enterprise Company Limited**

Suite 713, 7/Floor, East Wing, Tsim Sha Tsui Centre, 66 Mody Road, Kowloon, Hong Kong

**www.bestwaycorp.com**

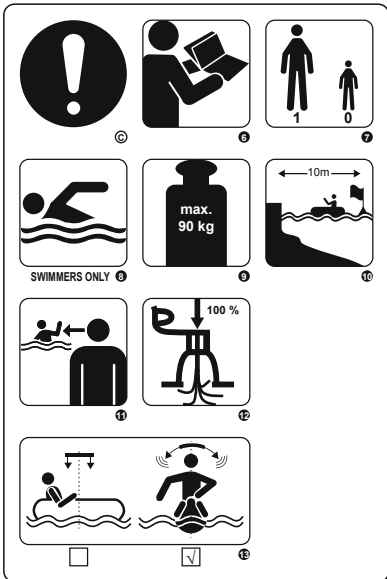
**43270446**  
**Sling Aqua Lounger**

**WARNING: NO PROTECTION AGAINST DROWNING.  
SWIMMERS ONLY**



**43270446**

1.60m x 84cm / 63" x 33"



**(A) WARNING**

**(B) PROHIBITION**

**(C) MANDATORY**

**1 NO PROTECTION AGAINST DROWNING**

**2 DESIGN WORKING PRESSURE: 0.03 BAR**

**3 DO NOT USE IN OFFSHORE WIND**

**4 DO NOT USE IN OFFSHORE CURRENT**

**5 NOT FOR CHILDREN 14 YEARS OF AGE AND BELOW, APPLY ONLY TO CHILDREN ABOVE 14 YEARS OF AGE**

**6 READ INSTRUCTIONS FIRST**

**7 NUMBER OF USERS, 1 ADULT**

**8 SWIMMERS ONLY**

**9 MAXIMUM LOAD CAPACITY 90 KG**

**10 SAFE DISTANCE TO SHORE 10m**

**11 ALWAYS SUPERVISE CHILDREN IN WATER**

**12 FULLY INFLATE ALL AIR CHAMBERS**

**13 DEVICE REQUIRES BALANCING**

**⚠ WARNING**

Read the manual and follow the instructions relating to safety tips, correct and complete product assembly, setting into service, use and maintenance.

For your own safety, always heed the advice and warnings in these instructions.

Non-compliance with these operating instructions may expose you to serious danger. Only use the product in the places and conditions for which it is intended.

**• ATTENTION! NO PROTECTION AGAINST DROWNING!**

**• SWIMMERS ONLY!**

- Full inflate all air chambers.
- Passenger numbers and load weight shall by no means exceed passenger number and maximum weight capacity in specifications.
- This product should not be used as life saving device.
- Life saving device (life jacket and life buoy) must be prepared together and inspected.
- Keep away from flames and fires.
- Before every use, carefully inspect all product components, to ensure everything is in good condition and tightly secured. Please stop to repair if you find any damage.
- Be careful when landing on the ground. Sharp and rough objects such as rocks, cement, shells, glass, etc. may punctured the product.
- Don't leave the product exposed to sun for long periods of time, as high temperatures shall give rise to air expansion, which can cause irreparable damage.
- Never leave in or near the water when not in use.
- Evenly distribute loads when use the product. Tipping and drowning may occur with uneven distribution of loads.

**INFLATION**

1. Before using the product, carefully check if there are any leaks or broken parts.

Open valve and inflate with the air pump (not include) to design working pressure on the product.

2. Fill the chambers until most of the wrinkles are gone and it feels firm to touch but NOT hard. If you use other pressure gauge, the pressure should not be more than the specified pressure on the product or on the instruction. Do not over-inflate the product. Do not use an air compressor.

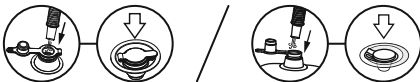
**NOTE:** Under and over-inflation of the product will result in safety hazards. It is better to check the pressure of the product each time before using.

3. Be sure to close the valves after inflation, press in the safety valves after inflation.

**NOTE:** Never stand on or rest objects on the product during inflation. Always check product for leaks before use.

4. Thread the rope through the grommets around the outside of the island one by one. (Only for product with rope)

**NOTE:** Tighten rope for a tight fit around product or loosely tie for loose fit for flexible grip.



**DEFLATION**



**MAINTENANCE AND STORAGE**

1. After deflation, use a damp cloth to gently clean all surfaces.

**NOTE:** Never use solvents or other chemicals that may damage the product.

2. Store in a cool, dry place and out of children's reach.

3. Check the product for damage at the beginning of each season and at regular intervals when in use.

**REPAIR**

If a chamber is damaged use the provided repair patch.

1. Clean area to be repaired.

2. Carefully peel patch.

3. Press patch over area to be repaired.

4. Wait 30 minutes before inflation.

Please use this float by placing the side marked with a printed warning up, while facing the other side toward the water.