

6+
YEARS

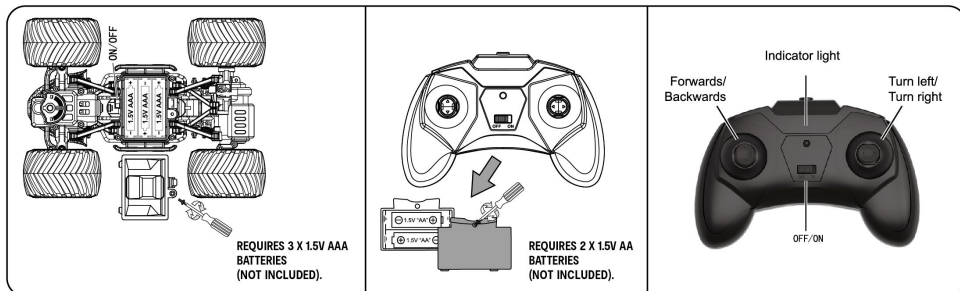
ROCK MONSTER CRAWLER

RC 1:20
OFF-ROAD
CLIMBING CAR



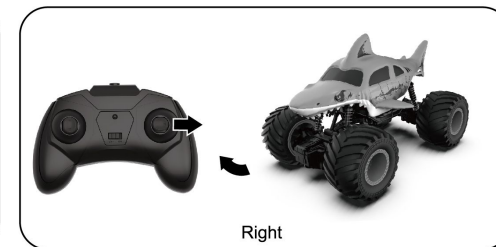



BATTERY INSTALLATION:

- 1 - Open the battery compartment.
- 2 - Insert batteries into the correct + and - polarities.
- 3 - Close the cover.



HOW TO USE:

1. Turn on the vehicle first and then turn on the transmitter.
2. Move the control stick of the transmitter to pair to the vehicle.
3. When the vehicle is functioning, that means they are paired.
4. If you have more than two vehicles, please pair one by one. When the second vehicle is pairing, please always keep the first vehicle and transmitter on.
5. Please turn off both the vehicle and transmitter and re-start the pairing process if you are changing to play with another 2.4GHz transmitter.



KEYCODE: 43270934

PRODUCT MAY VARY FROM THE IMAGE SHOWN.
PLEASE KEEP PACKAGING FOR FUTURE REFERENCE.
READ THE INSTRUCTIONS BEFORE OPERATING THE PRODUCT.
PERFORMANCE TIPS: DO NOT DRIVE THE VEHICLE THROUGH WATER.
DO NOT DRIVE THE VEHICLE INTO ANY HARD OBJECT.

WARNING: FOR SAFETY REASONS, REMOVE ALL TAGS, LABELS, AND PLASTIC FASTENERS BEFORE GIVING THIS TOY TO YOUR CHILD.

WARNING: THIS TOY PRODUCES FLASHES THAT MAY TRIGGER EPILEPSY IN SENSITISED INDIVIDUALS.

WARNING: CHOKING HAZARD-SMALL PARTS. NOT SUITABLE FOR CHILDREN UNDER 3 YEARS.



WARNING: BATTERIES ARE TO BE INSERTED WITH THE CORRECT POLARITY (+ AND -). DO NOT MIX DIFFERENT TYPES OF BATTERIES OR NEW AND USED BATTERIES. NON-RECHARGEABLE BATTERIES ARE NOT TO BE RECHARGED. RECHARGEABLE BATTERIES ARE ONLY TO BE CHARGED UNDER ADULT SUPERVISION. THE SUPPLY TERMINALS ARE NOT TO BE SHORT-CIRCUITED. REMOVE BATTERIES FROM THE TOY WHEN NOT IN USE FOR AN EXTENDED TIME OR WHEN BATTERIES BECOME EXHAUSTED. BATTERY INSTALLATION BY AN ADULT IS REQUIRED. DISPOSE OF BATTERIES RESPONSIBLY. DO NOT DISPOSE OF IN FIRE.