

Assembly Instructions


43275663 KB BONNIE BOUCLE BEDHEAD

CARE INSTRUCTIONS: WIPE CLEAN WITH A SOFT DAMP CLOTH. DO NOT USE ABRASIVE MATERIALS AND SOLVENTS. SPOT CLEAN IF NEEDED. CHECK AND TIGHTEN ALL PARTS REGULARLY. KEEP AWAY FROM WATER AND DIRECT SUNLIGHT. FOR INDOOR AND DOMESTIC USE.


WARNING: DO NOT STAND ON THE BEDHEAD SURFACE. DO NOT USE UNTIL ALL SCREWS, BOLTS AND KNOBS ARE FIRMLY SECURED. THIS PRODUCT CONTAINS SMALL PARTS AND SHARP POINTS, KEEP AWAY FROM CHILDREN AND BABIES. ADULT ASSEMBLY REQUIRED. DO NOT TIGHTEN THE SCREWS FULLY DURING ASSEMBLY. FULLY TIGHTEN SCREWS AFTER THE FINAL ASSEMBLY STEPS. FAILURE TO FOLLOW THESE WARNINGS COULD RESULT IN SERIOUS INJURY.

Hardware list


Ax1(L)



Bx1(R)



CX1



slip cover

DX3



M8x22x1.5mm

EX3



M8x40mm

GX3



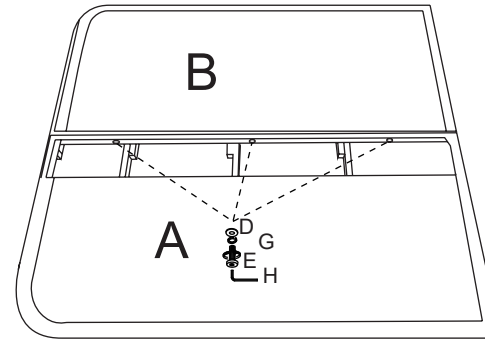
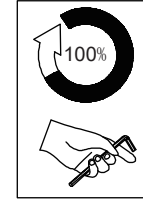
M8

HX1

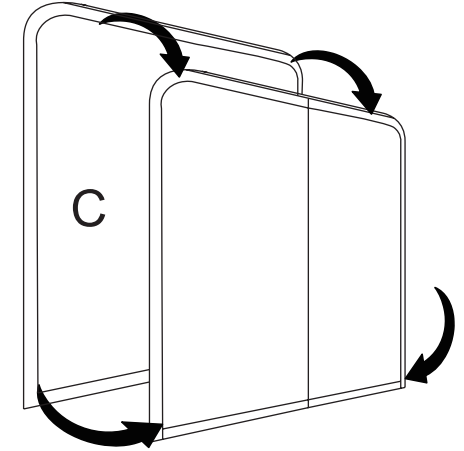
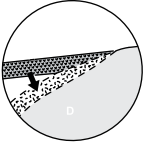


M6

STEP 1



STEP 2



STEP 3

