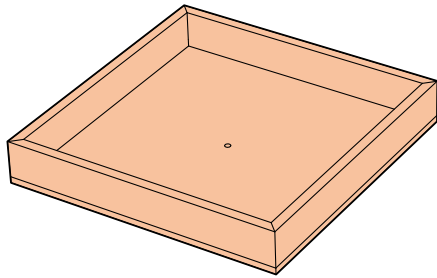
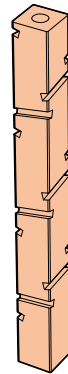


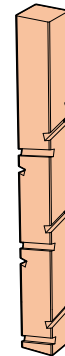
PARTS LIST



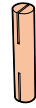
A×1




B×1




C×1




D×1



E1×4




E2×4




E3×4



E4×4



E5×4



E6×4



Playball (includes 3 colours playballs)

HARDWARE

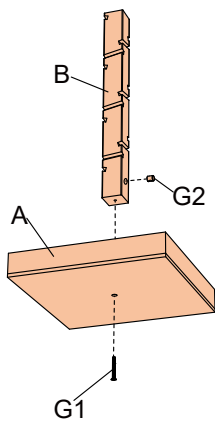


G1/G2×1

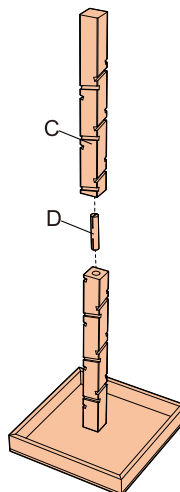
Cross screwdriver  
(not included)



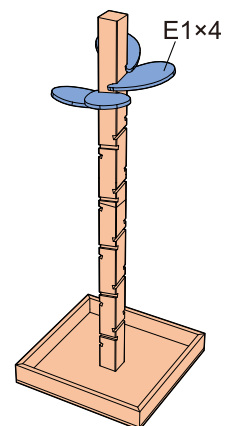
STEP 1

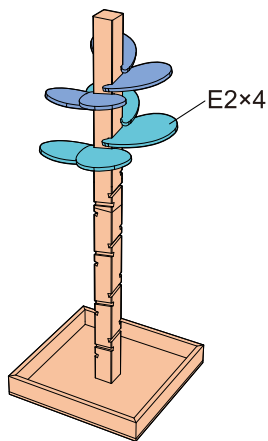
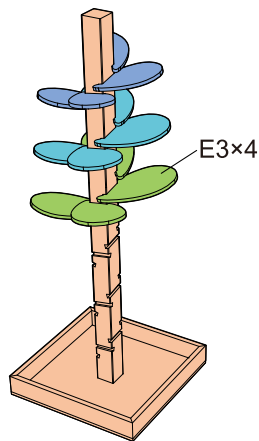
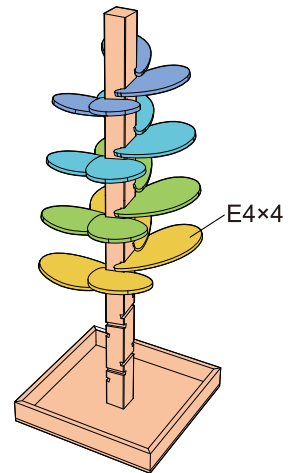
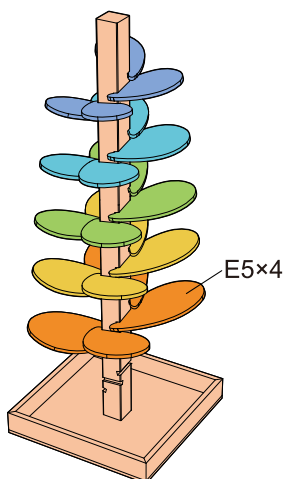
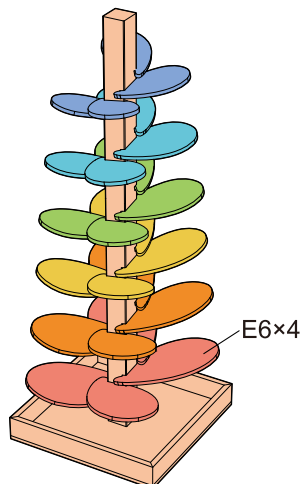



STEP 2



STEP 3



**STEP 4****STEP 5****STEP 6****STEP 7****STEP 8****STEP 9**

**CAUTION:** UNASSEMBLED PARTS CONTAIN SCREWS AND WITH FUNCTIONAL SHARP POINTS, PLEASE KEEP UNASSEMBLED PARTS AWAY FROM SMALL CHILDREN.

**WARNING:** DO NOT STAND OR SIT ON THE PRODUCT. DO NOT USE THE PRODUCT AS A STEP LADDER. DO NOT USE THE PRODUCT UNLESS ALL BOLTS, SCREWS AND KNOBS ARE FIRMLY SECURED. FAILURE TO FOLLOW THESE WARNINGS COULD RESULT IN SERIOUS INJURY.

**CAUTION:** PLEASE CHECK CONDITION OF ITEM REGULARLY. AS SCREWS MAY LOOSEN WITH USE OVER TIME. TIGHTEN SCREW FITTINGS IF NECESSARY.

**CAUTION:** ADULT ASSEMBLY AND SUPERVISION REQUIRED.

**WARNING:** FOR SAFETY REASONS, REMOVE ALL TAG, LABELS AND PLASTIC FASTENERS BEFORE GIVING THIS TOY TO YOUR CHILD.

**KEYCODE:** 43299515