

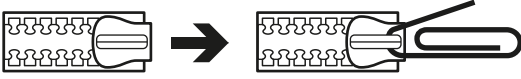
# Assembly Instructions

## 43313518 DOUBLE COMFORT POD

**CARE INSTRUCTIONS:** OUTER COVER: COLD DELICATE MACHINE WASH SEPARATELY. DO NOT BLEACH. MAY BE TUMBLE DRIED WARM. DO NOT IRON. DO NOT DRYCLEAN .

**WARNING:** CHILDREN CAN SUFFOCATE IF FOAM FILLING IS SWALLOWED OR INHALED. DO NOT LET CHILDREN CLIMB INSIDE THIS FOAM POD. A FOAM POD IS NOT A SAFE SLEEPING SURFACE FOR AN INFANT UNDER 12 MONTHS OF AGE. DO NOT PLACE THIS PRODUCT NEAR AN OPEN FIRE OR RADIATOR AT ANY TIME.

**MAXIMUM SAFE LOAD: 200KG.**



The zipper tabs on this product have been removed to prevent opening by children. Use a paper clip to open zippers on bean bag. **Remove paper clip after closing zipper.**

Ax1

Vacuum bag




Bx1

Cover

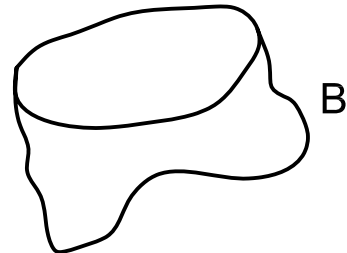


STEP 1: Cut the vacuum bag, take out the pod. **DO NOT CUT THE NON-WOVEN BAG.**

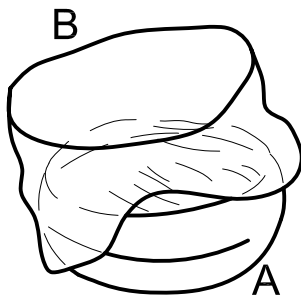


STEP 2: Take out the cover, unfold and unzip the cover.

B



STEP 3: Put the pod into the cover and zip up.



STEP 4: Shake the pod to make the filling foam evenly distributed.

