

213X145mm

215mm

anko

Instruction manual
Keycode: 43314294
LED Disco Ball



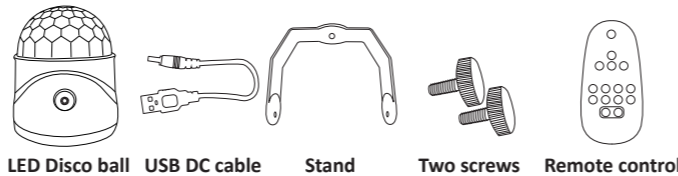
145mm

Instructions:

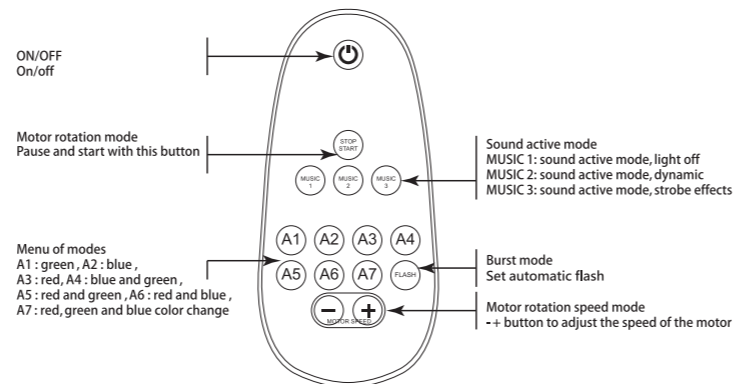
- Please read this product manual carefully.
- Do not touch the power supply or power cord with wet hands.
- Only use the included cable with the light.
- Use only a microfiber and dry cloth for cleaning the product.
- Operate carefully to not cause any damage by dropping or physical shocking it.
- Do not leave the product in excessive heat, high temperatures can cause the product to malfunction.
- The light source of this luminaire is not replaceable.

- When the light source reaches its end of life, the whole luminaire shall be replaced.
- If the external flexible cable of this luminaire is damaged, discontinue use.
- There's a built-in microphone inside the product, please place your music playing device near the product for better results.
- For indoor use only.
- Cable only uses for connecting 43314294 led disco ball product.

Packing list:



Remote control function:



Battery Installation (For Remote Control):


This item requires 2 x 1.5V AAA batteries (Not included).
Battery installation by an adult is required.

BATTERY WARNING:

- Ensure batteries are inserted with the correct polarity.
- Do not mix different types of batteries or new and used batteries.
- Non-rechargeable batteries are not to be recharged.
- Rechargeable batteries are only to be charged under adult supervision.
- Rechargeable batteries are to be removed from the product before being charged.
- The supply terminals are not to be short-circuited.
- Remove batteries from the product when not in use for extended time or when batteries become exhausted.
- Dispose of batteries responsibly.
- Do not dispose of in fire.

How to use :


1. Use the provided screws to attach the stand to the light.



2. Use the stand on the desk or use a screw to mount on the wall.



3. Use the USB-DC cable to connect with the supply power port.



4. Plug the USB cable into a free USB port or USB wall charger with 5V 1A output.
Use the remote control to control the disco ball.
Note: Before using remote control, please insert 2 x AAA batteries (Not included).