
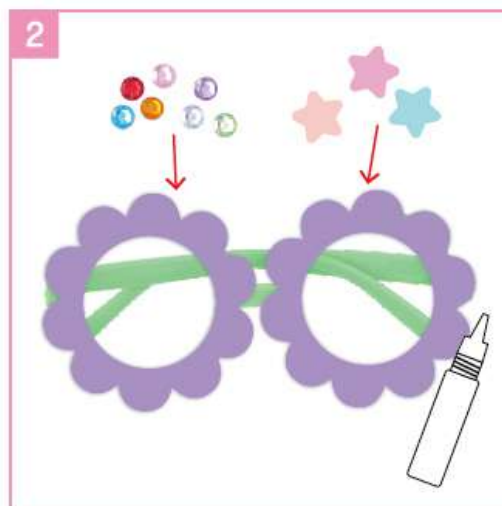


PARTY GLASSES

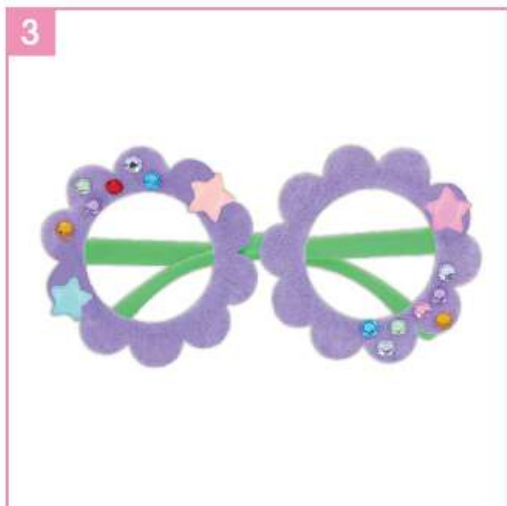
DESIGN SET



Apply the white glue to the outside of the front glasses frame and then cover them with your chosen felt sheets and press gently to stick on.



Decorate the felt on the glasses with gem stickers and other decorations using the white glue to stick them on.



Wait for the glue to dry completely.



You have completed your very own party glasses!

Tips: When you are decorating with the clay sprinkles you will need to coat the felt with glue first. Then apply the clay sprinkles and allow it to fully dry before applying the next decoration.

 **WARNING:**
CHOKING HAZARD - SMALL PARTS.
NOT FOR CHILDREN UNDER 3 YEARS.

MADE IN CHINA.
KEYCODE 43-375-806