

1:10 HIGH SPEED VANGUARD BUGGY

6+
YEARS



INSTALLING BATTERIES IN THE TRANSMITTER:

- 1 - Open the battery compartment.
- 2 - Insert 2 x 1.5V AA batteries with correct + and - polarities.
- 3 - Close the cover.

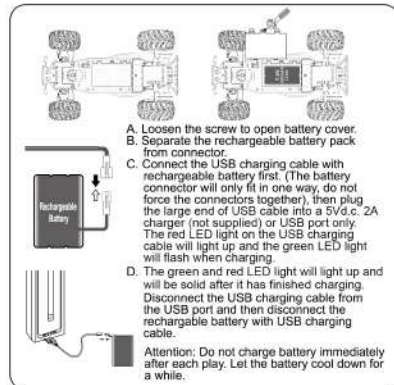


INSTALLING THE VEHICLE BATTERY:

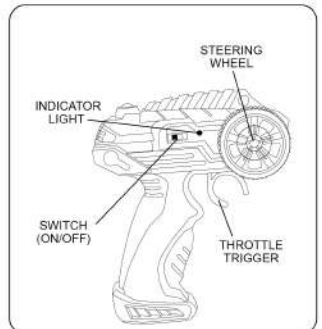
- 1 - Loosen the screw to open the battery cover.
- 2 - As shown in Figure 2, remove the battery cover, connect the rechargeable battery pack with connector and close the battery cover.



HOW TO CHARGE:

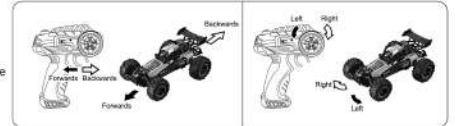


Rechargeable lithium battery pack
+USB charging cable (included).



HOW TO USE:

1. Turn on the vehicle first and then turn on the transmitter.
2. Pull the trigger of the transmitter to match the vehicle.
3. When the vehicle is functioning, that means they are matched.
4. If you have more than two vehicles, please pair one by one. When the second vehicle is pairing, please always keep the first vehicle and transmitter on.
5. Please turn off both the vehicle and transmitter and re-start all pairing processes if you are changing to play with another 2.4GHz transmitter.
6. How to move forwards or backwards: Pull the throttle trigger, the vehicle will move forwards. Push the throttle trigger, the vehicle will move backwards.
7. Turn left or right: Turn steering wheel clockwise, the vehicle will turn right. Turn steering wheel anticlockwise, the vehicle will turn left.



WARNING: THIS TOY PRODUCES FLASHES THAT MAY TRIGGER EPILEPSY IN SENSITISED INDIVIDUALS.

WARNING: CHOKING HAZARD - SMALL PARTS. NOT SUITABLE FOR CHILDREN UNDER 3 YEARS.

WARNING: FOR SAFETY REASONS, REMOVE ALL TAGS, LABELS, AND PLASTIC FASTENERS BEFORE GIVING THIS TOY TO YOUR CHILD.

WARNING: THE TOY IS ONLY TO BE CONNECTED TO CLASS II EQUIPMENT BEARING THE SYMBOL.

WARNING: BATTERIES ARE TO BE INSERTED WITH THE CORRECT POLARITY (+ AND -). DO NOT MIX DIFFERENT TYPES OF BATTERIES OR NEW AND USED BATTERIES. NON-RECHARGEABLE BATTERIES ARE NOT TO BE RECHARGED. RECHARGEABLE BATTERIES ARE ONLY TO BE CHARGED UNDER ADULT SUPERVISION. THE SUPPLY TERMINALS ARE NOT TO BE SHORT-CIRCUITED. REMOVE BATTERIES FROM THE TOY WHEN NOT IN USE FOR AN EXTENDED TIME OR WHEN BATTERIES BECOME EXHAUSTED. BATTERY INSTALLATION BY AN ADULT IS REQUIRED. DISPOSE OF BATTERIES RESPONSIBLY. DO NOT DISPOSE OF IN FIRE.

WARNING: THE BATTERY CHARGER USED WITH THE ELECTRIC TOY SHALL BE REGULARLY EXAMINED FOR DAMAGE TO THE SUPPLY CORD, PLUG, ENCLOSURE OR OTHER PARTS, AND IN THE EVENT OF DAMAGE, IT SHALL NOT BE USED UNTIL THE DAMAGE HAS BEEN REPAIRED.

PRODUCT MAY VARY FROM THE IMAGE SHOWN. PLEASE KEEP PACKAGING FOR FUTURE REFERENCE. READ THE INSTRUCTIONS BEFORE OPERATING THE PRODUCT. PERFORMANCE TIPS: DO NOT DRIVE THE VEHICLE THROUGH WATER. DO NOT DRIVE THE VEHICLE INTO ANY HARD OBJECT.



MADE IN CHINA

CUSTOMER SERVICE:

KINART AU: 1800 024 125

KINART NZ: 0800 945 995

TARGET AU: 1300 753 567

K: 43-386-697 | T: 69-561-290