


## DIY Hanging Flowers Sun Catchers Kit Instruction Manual

### Kit Includes

- > 7 x metal flowers frames
- > 4 x melting bead bags
- > 1 x hanging cord
- > 1 x instruction sheet

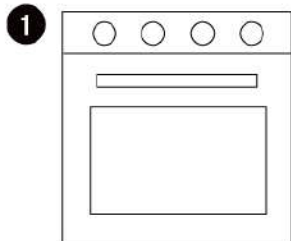
### Tips

- > Use a metal tray with aluminium foil.
- > Ensure the frame is completely flat with no movement before adding beads. Keep the frame still while adding beads.
- > Fill the smallest parts of the frame first.
- > Press down on the beads to make sure they are spread evenly.
- > Do not use a microwave or toaster oven.
- > Melting beads can create a smell during the melting process, ensure your space is well-ventilated.
- > Keep all materials away from an open flame.

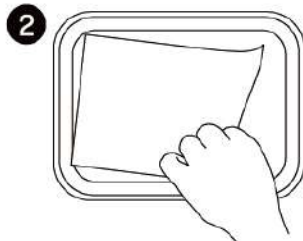


Guide Image

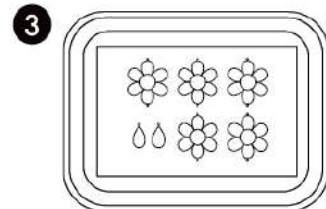
### How To Make A Sun Catcher Hanging Flowers



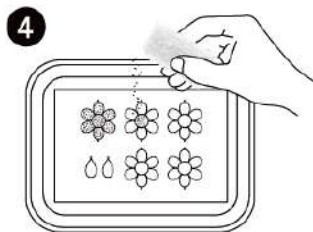
1 Preheat the oven to 190 degrees Celsius.



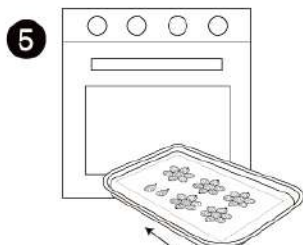
2 Cover the tray with a sheet of aluminum foil. The foil should be smooth and wrinkle-free to create a glass look. For a textured look, crinkle the aluminum foil.




3 Place the frame flat-side down onto the covered tray. The frame should be in the centre of the tray.



4 Take the first bag of beads and cut a small corner off the bag. Using the image guide for colour reference, carefully pour the beads into the frame sections. Continue filling the whole frame until you cover the foil underneath. Keep the holes at the top and bottom of the frame empty to hang your sun catcher.



5 Place the tray in the centre of the oven using protective mitts or similar. Bake the sun catcher for 25-30 minutes, or until all of the beads have melted evenly into a glass-like appearance. Do not over bake, it will cause the beads to burn.



6 Remove the tray from the oven using protective mitts or similar. Allow the sun catcher to cool for about 10 minutes. As the plastic cools, it will make popping noises, this is normal.



7 Once the sun catcher has cooled completely, remove it from the tray. To hang the sun catcher, attach the provided cord. Hang the sun catcher in a window or display it on a wall.

MADE IN CHINA

CUSTOMER SERVICE

KMART AU: 1800 124 125

KMART NZ: 0800 945 995

TARGET AU: 1300 753 567

KEYCODE

K: 43-470-730 | T: 70-198-737