

size:21X14.5CM

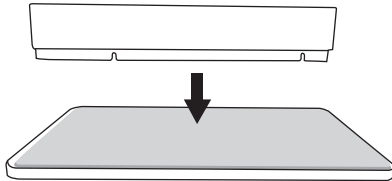
# ASSEMBLY INSTRUCTION

K:43-480-111 | T:70-222-982  
STONE DRY DISH RACK

## CARE INSTRUCTION:

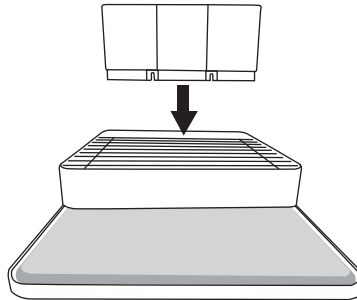
1. The included sandpaper is for easy cleaning.

### STEP 1



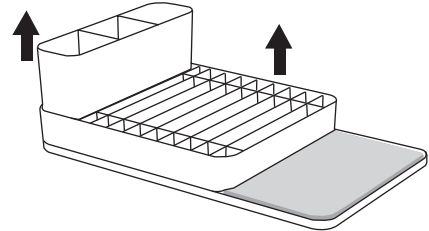
Place the dish rack onto the bottom tray.

### STEP 2



Insert the cutlery holder onto the dish rack. Ensure all parts fit snugly into place to provide a stable surface for drying dishes and cutleries.

### STEP 3



Disassemble the dish rack and cutlery holder to clean the drying mat when needed.