

How to use the mirror

Made in China



Plug adaptor into mirror.



touch switch to light up.



hold on the switch to adjust light brightness as per your needs.



Press the light selection switch to switch between warm, cool and natural light.



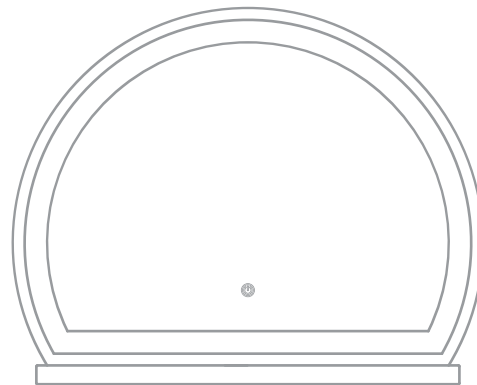
Touch the power switch again, the lights will be turned off.

Safety Instructions

- ① Do not immerse the appliance in water, Clean the appliance surface with a dry cloth
- ① If product becomes damaged, dispose of as electrical waste according to local, state and federal requirements. Repairs should not be attempted.
- ① Do not place or store the appliance for long periods of time in a hot or humid environment
- ① The light source of this mirror is not replaceable. When the light source reaches its end of life the whole mirror shall be replaced


anko


ROUND LED MIRROR
K:43-488-537 | T:70-262-803
SLR-24954



Always read the instructions carefully before using.
For indoor use only.

Special Feature

 The mirror contains non-replaceable LED lights

 ON/OFF touch switch.
Dimmable touch switch.
Light selection switch for warm, cool and natural light.

What's in the box



LED
mirror

x

①



Adaptor

x

①



Instruction manual

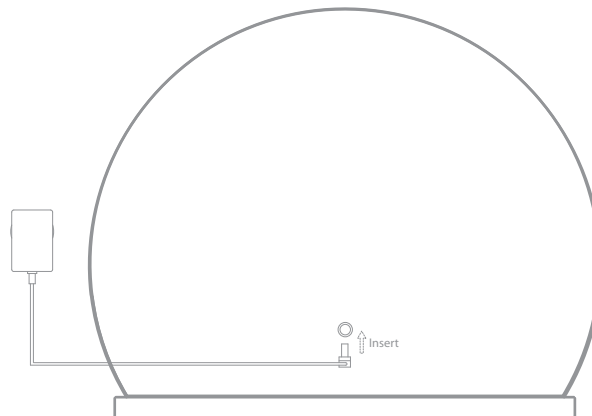
x

①

Product Specification

Type of Adaptor
Input: 100-240V~ 50/60Hz Output: 12VDC, 500mA, 6W

How to assemble the mirror



12 Month Warranty

Thank you for your purchase.

Your new product is warranted to be free from defects in materials and workmanship for the period stated above, from the date of purchase, provided that the product is used in accordance with accompanying recommendations or instructions where provided. This warranty is in addition to your rights under the Australian Consumer Law.

For New Zealand customers, this warranty is in addition to statutory rights observed under New Zealand legislation.

We will provide you with your choice of a refund, repair (where possible) or exchange (availability dependent) for this product if it becomes defective within the warranty period. The business will bear the reasonable expense of claiming the warranty.

This warranty will no longer apply where the defect is a result of alteration, accident, misuse, abuse or neglect.

Please retain your receipt as proof of purchase and contact our Customer Service Centre as listed below, for the entity you purchased this product from, for any difficulties with your product. Warranty claims and claims for expense incurred in returning this product can be addressed to the respective Customer Service Centre.

Our goods come with guarantees that cannot be excluded under the Australian Consumer Law. You are entitled to a replacement or refund for a major failure and compensation for any other reasonably foreseeable loss or damage. You are also entitled to have the goods repaired or replaced if the goods fail to be of acceptable quality and the failure does not amount to a major failure.

Contact for Kmart purchases	Contact for Target purchases
Kmart Australia Ltd. C/- Customer Service Centre 690 Springvale Road, Mulgrave Vic 3170 Customer Service: 1800 124 125 (Australia) or 0800 945 995 (New Zealand) or via Customer Help at kmart.com.au	Target Australia Pty Ltd C/- Customer Service Centre 2 Kendall Street, Williams Landing, Vic, 3027 Customer Service: 1300 753 567 or via Customer Help at target.com.au/help/contact-us