

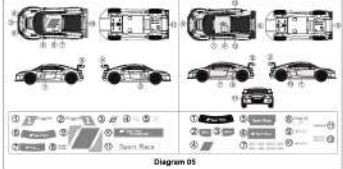

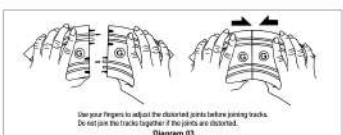
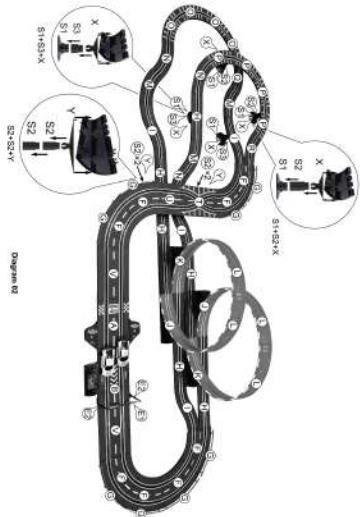

# SUPER LOOP SLOT DELUXE CAR SET

## INSTRUCTIONS

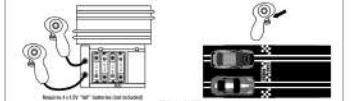
### 1. Assembly Instructions

A. Assemble the track set as shown in Diagram 03. Make sure to use correct components as shown in Diagram 01. Do not join the tracks together if the joints are bent or distorted. Use tools to adjust any distorted joints as shown in Diagram 02.

B. Affix the fence to the side of tracks as shown in Diagram 04.



### 3. How To Play



A. Assemble hand controller as shown in Diagram 06.  
 B. Disconnect the battery pack and insert 4 x 1.5V AA batteries as shown in Diagram 06.  
 C. Position the battery pack.  
 D. Place wheels on the track and press the hand controller to start your race. Make sure the wheels roll in the correct direction of the lap counter.

Performance Tips: Use hand controller to control vehicle speed. (There are two speed modes you can choose: Fast / Slow). Press the hand controller firmly, the vehicle speed will go faster, reduce the hand controller speed will slow down. The vehicle may run off tracks if speed is too fast / slow.

### 4. Cautions



A. Make sure the wheels and tires are installed correctly on vehicle as shown in Diagram 08.  
 B. Use your hand to adjust the wheel track as shown in Diagram 08.  
 C. Clean the gap and then use a dry cloth to wipe through the surface of the tracks. Reposition the track as needed and in the correct position, see Diagram 09.

**WARNING:** BATTERIES ARE TO BE INSERTED WITH THE CORRECT POLARITY (+ AND -). DO NOT MIX DIFFERENT TYPES OF BATTERIES OR NEW INCLUDED BATTERIES WITH RECHARGEABLE BATTERIES OR WITH TOYS. RECHARGEABLE BATTERIES ARE ONLY TO BE CHARGED BY AN ADULT. RECHARGEABLE BATTERIES ARE TO BE REMOVED FROM THE TOY BEFORE RECHARGING. THE SUPPLY TERMINAL AND POSITIVE (+) TERMINAL SHOULD BE KEPT SEPARATED FROM THE TOY WHEN NOT IN USE FOR ALL TYPES OF BATTERIES. ALWAYS DISPOSE OF BATTERIES RESPONSIBLY. DO NOT DISPOSE OF IN FIRE.

**ADULT ASSEMBLY AND SUPERVISION REQUIRED. READ THE INSTRUCTIONS BEFORE OPERATING THE PRODUCT.**

K: 43-697-114  
T: 700-364-239