

INSTRUCTION MANUAL

File Name: 43499878_MAN_BT_XBASS
speaker

Proof Date: 07.11.2024

Designer: AQ

VERSION

1

PRIMARY MANUAL SPECIFICATIONS


TYPE: Manual

Paper

PAPER: Bright White
WEIGHT: 80gsm

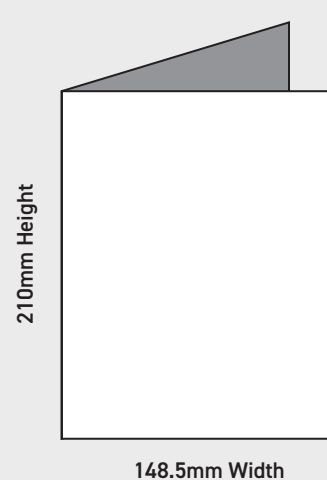
PRINTER INKS & FINISH

INK COLOUR: Black Ink Only
INK: Standard
FOLDING SIZE: 148.5 x 210mm
FOLD TYPE: Bio/Half Fold
SIDES: Double Sided



TOTAL PAGES

PAGES: 4



© The Crest Company 2024. All rights reserved.

SPECIAL INSTRUCTIONS

Please use 80gsm Bright White Paper.

DO NOT PRINT

Dieline, Folds, Information

DESIGN CHANGE LOG

v:

ARTWORK SHOULD NOT BE AMENDED WITHOUT PRIOR AGREEMENT FROM CREST. ALL ARTWORK MUST BE APPROVED BY CREST PRIOR TO MASS PRODUCTION. THANK-YOU.

FOR QUERIES REGARDING THIS ARTWORK PLEASE CONTACT:
EMAIL: design@crest.com.au

Specifications

Model no.: CR-SPK4K
Input voltage: 5.0V=1A
Speaker power output: 1 X 15W
Bluetooth® version: 5.4
Powered by rechargeable battery: 3.7V/2000mAh
Charging time: Approx. 2~3 Hours
Charging by USB-C cable (cable included)

12 Month Warranty

Thank you for your purchase.

Your new product is warranted to be free from defects in materials and workmanship for the period stated above, from the date of purchase, provided that the product is used in accordance with accompanying recommendations for instructions where provided. This warranty is in addition to your rights under the Australian Consumer Law. For New Zealand customers, this warranty is in addition to statutory rights observed under New Zealand legislation.

We will provide you with your choice of a refund, repair (where possible) or exchange (availability dependent) for this product if it becomes defective within the warranty period. The business will bear the reasonable expense of claiming the warranty. This warranty will no longer apply where the defect is a result of alteration, accident, misuse, abuse or neglect.

Please retain your receipt as proof of purchase and contact our Customer Service Centre as listed below, for the entity you purchased this product from, for any difficulties with your product. Warranty claims and claims for expenses incurred in returning this product can be addressed to the respective Customer Services Centre.

Our goods come with guarantees that cannot be excluded under the Australian Consumer Law. You are entitled to a replacement or refund for a major failure and compensation for any other reasonably foreseeable loss or damage. You are entitled to have the goods repaired or replaced if the goods fail to be of acceptable quality and the failure does not amount to a major failure.

The Bluetooth® word mark and logos are registered trademarks owned by Bluetooth® SIG, Inc., and any use of such marks by KMART AUSTRALIA is under licence.



WARNING Do not dispose of unit in fire or water. > Never attempt to disassemble and reassemble. > Waste electrical products should not be disposed of with household waste, please recycle where facilities exist. > Check with your local authority for recycle advice. > Keep your device and all accessories out of the reach of children and animals. > Small parts may cause choking or serious injury if swallowed. > Avoid exposing your device to very cold or very hot temperatures (below 0°C or above 40°C). > Extreme temperatures can cause deforming of the device and reduce the charging capacity and life of your device. > Do not allow your device to get wet—liquids can cause serious damage. > Do not handle your device with wet hands.

Bluetooth® Portable Ultra Bass Speaker

Operating Instructions

Please read user manual carefully before use

Includes:

- > Bluetooth® speaker x 1
- > USB-C charging cable x 1
- > audio cable (3.5mm AUX cable) x 1
- > user manual x 1

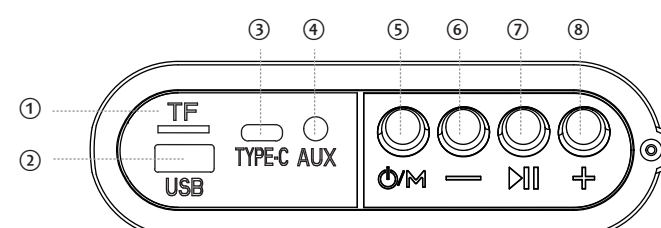


K: 43-499-878 | T: 70-363-821
Model: CR-SPK4K

Safety instructions

- Do not disassemble this product.
- The speaker must not be exposed to dripping or splashing and objects filled with liquids.
- Do not expose speaker to water while charging. It may result in permanent damage to the speaker or power source.
- Keep the speaker away from direct sunlight, fire flames or other heat sources and high voltage equipment.
- Working temperature: -10°C ~ 40°C.
- To prolong battery lifespan, fully charge at least once every 3 months. Battery life will vary due to usage patterns and environmental conditions.
- Disposal of this speaker, and the battery should be in accordance with local government requirements.
- Battery cannot be subjected to extreme high or low temperatures, low air pressure at high altitude during use, storage or transportation.
- Replacement of a battery with an incorrect type can result in an explosion or leakage of flammable liquid or gas.
- Disposal of a battery into fire or a hot oven, or mechanically crushing or cutting of a battery, that can result in an explosion.
- Leaving a battery in an extremely high temperature surrounding environment can result in an explosion or the leakage of flammable liquid or gas.
- A battery subjected to extremely low air pressure may result in an explosion or the leakage of flammable liquid or gas.
- Rating label is located under inner bottom side of the carrying handle.

Function overview



- TF card slot
- USB port
- USB-C charging port
- AUX-IN port
- Power ON/OFF or MODE switch
- Volume Down/Previous track
- Play/Pause or TWS
- Volume Up/Next track

How to use this product

Function Operation

Play: Press button
Pause: Press button
Next Song: Press and hold button
Previous Song: Press and hold button
Volume Up: Press button
Volume Down: Press button
Power ON/OFF: Press and hold button

Bluetooth® pairing

Press and hold the power button until you hear prompt sound, indicating it is ready to pair with a Bluetooth® device.

In the Bluetooth® menu on the media device, search for "Anko43499878" and connect. You will hear a prompt sound once the speaker is connected successfully.

TF Card mode

Insert TF card (up to 32GB) into the TF card slot. It will play an audio track automatically. Music file supported: mp3/wav/wma/m4a/aac/flac.

USB Mode

Plug in USB drive (up to 64GB) into the USB port. It will play an audio track automatically. Music file supported: mp3/wav/wma/m4a/aac/flac.

Note: When both USB and TF card are plugged in, the TF card will be read first. Press (5) to switch to TF card mode and other modes

AUX Function

Use a 3.5mm audio cable (included) to connect your device through the AUX-IN port. Choose the music from your media device and play. Bluetooth® connection will be disconnected.

TWS Pairing

TWS pairing will not work if either speaker is already connected to a Bluetooth device. Please disconnect all speakers first before TWS pairing.

Switch on two speakers, press and hold button on either of the speakers for TWS pairing. You will hear sound prompt once paired successfully. After successful TWS pairing connection, you can search for Bluetooth® pairing name "Anko43398478" and connect. Press and hold button of either speaker to disconnect TWS pairing.

Charging

This speaker is powered by a rechargeable battery. Please use provided USB-C charging cable for charging. Plug the USB-C cable end to the unit and other USB-A end into a wall charger or other 5V/1A charging device.